

Format of holding of specified securities

1 Name of Listed Entity : MAITHAN ALLOYS LTD. (CIN:L27101WB1985PLC039503)

2 Scrip Code/Name of Scrip/Class of Security : Listed

	CSE	BSE	NSE
a. Scrip Code :	10023915	590078	MAITHANALL
b. Name of Scrip:	Maithan Alloys Limited	Maithan Alloys Limited	Maithan Alloys Limited
c. Class of Security:	Equity	Equity	Equity

3 Share Holding Pattern Filed under: Reg. 31(1) (b) : Pre Scheme of Arrangement

4 Declaration:

	Particulars	Yes	No
1	Whether the Listed Entity has issued any partly paid up shares		NA
2	Whether the Listed Entity has issued any Convertible Securities or Warrants?		NA
3	Whether the Listed Entity has any shares against which depository receipt are issued?		NA
4	Whether the Listed Entity has any shares in locked-in?		NA
5	Whether any shares held by promoters are pledge or otherwise encumbered?		NA

5 The tabular format for disclosure of holding of specified securities is as follows:-



Table I - Summary Statement holding of specified securities based on shareholding as on May 07, 2021

Category (I)	Category of shareholder (II)	Nos. of shareholders (III)	No. of fully paid-up equity shares held (IV)	No. of partly paid-up equity shares held (V)	No. of shares underlying Depository Receipt (VI)	Total nos. shares held (VII) = (IV)+(V)+(VI)	Shareholding as a % of total no. of shares (calculated as per SCRR, 1957) (VIII) As a % of (A+B+C2)	Number of Voting Rights held in each class of securities (IX)				No. of Shares Underlying convertible securities (including Warrants) (X)	Shareholding as a % assuming full conversion of convertible securities (as a percentage of diluted share capital) (XI)={VII}+(X) as a % of (A+B+C)	Number of Locked in shares (XII)		Number of Shares pledged or otherwise encumbered (XIII)		Number of equity shares held in dematerialized form (XIV)
								No. of Voting Rights			Total as a % of (A+B+C)			No. (a)	As a % of total Shares held (b)	No. (a)	As a % of total Shares held (b)	
								Class eg:x	Class eg:y	Total								
(A)	Promoter & Promoter Group	12	218,29,366	-	-	218,29,366	74.99%	218,29,366	-	218,29,366	74.99%	-	0.00%	-	0.00%	-	0.00%	218,29,366
(B)	Public	20,932	72,82,184	-	-	72,82,184	25.01%	72,82,184	-	72,82,184	25.01%	-	0.00%	-	0.00%	-	0.00%	72,20,119
(C)	Non Promoter - Non Public	-	-	-	-	-	0.00%	-	-	-	0.00%	-	0.00%	-	0.00%	-	0.00%	-
(C1)	Shares underlying DRs	-	-	-	-	-	0.00%	-	-	-	0.00%	-	0.00%	-	0.00%	-	0.00%	-
(C2)	Shares held by Employee Trusts	-	-	-	-	-	0.00%	-	-	-	0.00%	-	0.00%	-	0.00%	-	0.00%	-
	TOTAL	20,944	291,11,550	-	-	291,11,550	100.00%	291,11,550	-	291,11,550	100.00%	-	0.00%	-	0.00%	-	0.00%	290,49,485



Table II - Statement showing shareholding pattern of the Promoter and Promoter Group based on shareholding as on May 07, 2021

	Category & Name of shareholders (I)	PAN (II)	Nos. of shareholders (III)	No. of fully paid-up equity shares held (IV)	No. of partly paid-up equity shares held (V)	Nos. of shares underlying Depository Receipt (VI)	Total nos. shares held (VII) = (IV)+(V)+(VI)	Shareholding % calculated as per SCRR, 1957 As a % of (A+B+C2) (VIII)	Number of Voting Rights held in each class of securities (IX)			No. of Shares Underlying Outstanding convertible securities (including Warrants) (X)	Shareholding as a % assuming full conversion of convertible securities (as a percentage of diluted share capital) (XI) = (VII)+(X) as a % of (A+B+C)	Number of Locked In shares (XII)		Number of Shares pledged or otherwise encumbered (XIII)		Number of equity shares held in dematerialized form (XIV)	
									No. of Voting Rights					Total as a % of Total Voting rights	No. (a)	As a % of total Shares held (b)	No. (a)		As a % of total Shares held (b)
									Class x	Class y	Total								
(1)	Indian																		
(a)	Individuals/Hindu undivided Family																		
	SUBHAS CHANDRA AGARWALLA		1	12,58,250	-	-	12,58,250	4.32%	12,58,250	-	12,58,250	4.32%	-	0.00%	-	0.00%	-	0.00%	12,58,250
	Persons Acting in Concert-Individual																		
	SHANKAR LAL AGARWALLA		1	5,34,500	-	-	5,34,500	1.84%	5,34,500	-	5,34,500	1.84%	-	0.00%	-	0.00%	-	0.00%	5,34,500
	PRAHLAD RAI AGARWALLA		1	6,00,000	-	-	6,00,000	2.06%	6,00,000	-	6,00,000	2.06%	-	0.00%	-	0.00%	-	0.00%	6,00,000
	SARITA DEVI AGARWALLA		1	25,000	-	-	25,000	0.09%	25,000	-	25,000	0.09%	-	0.00%	-	0.00%	-	0.00%	25,000
	RITA DEVI AGARWALLA		1	4,21,365	-	-	4,21,365	1.45%	4,21,365	-	4,21,365	1.45%	-	0.00%	-	0.00%	-	0.00%	4,21,365
	SHEELA DEVI AGARWALLA		1	9,91,650	-	-	9,91,650	3.40%	9,91,650	-	9,91,650	3.40%	-	0.00%	-	0.00%	-	0.00%	9,91,650
	AVINASH AGARWALLA		1	19,525	-	-	19,525	0.07%	19,525	-	19,525	0.07%	-	0.00%	-	0.00%	-	0.00%	19,525
	SUDHANSHU AGARWALLA		1	9,650	-	-	9,650	0.03%	9,650	-	9,650	0.03%	-	0.00%	-	0.00%	-	0.00%	9,650
	SUBODH AGARWALLA		1	4,09,250	-	-	4,09,250	1.41%	4,09,250	-	4,09,250	1.41%	-	0.00%	-	0.00%	-	0.00%	4,09,250
	SIDDHARTHA SHANKAR AGARWALLA		1	1,80,000	-	-	1,80,000	0.62%	1,80,000	-	1,80,000	0.62%	-	0.00%	-	0.00%	-	0.00%	1,80,000
	SONAM AGARWALLA		1	1,10,000	-	-	1,10,000	0.38%	1,10,000	-	1,10,000	0.38%	-	0.00%	-	0.00%	-	0.00%	1,10,000
(b)	Central Government/State Government(s)		-	-	-	-	-	0.00%	-	-	-	0.00%	-	0.00%	-	0.00%	-	0.00%	-
(c)	Financial Institutions/Banks		-	-	-	-	-	0.00%	-	-	-	0.00%	-	0.00%	-	0.00%	-	0.00%	-
(d)	Any Other		-	-	-	-	-	0.00%	-	-	-	0.00%	-	0.00%	-	0.00%	-	0.00%	-
	Bodies Corporate																		
	MA KALYANESHWARI HOLDINGS PRIVATE LIMITED (FORMERLY BHAGWATI SYNDICATE PRIVATE LIMITED)		1	172,70,176	-	-	172,70,176	59.32%	172,70,176	-	172,70,176	59.32%	-	0.00%	-	0.00%	-	0.00%	172,70,176
	Trusts		-	-	-	-	-	0.00%	-	-	-	0.00%	-	0.00%	-	0.00%	-	0.00%	-
	Clearing Members		-	-	-	-	-	0.00%	-	-	-	0.00%	-	0.00%	-	0.00%	-	0.00%	-
	Sub-Total (A)(1)		-	-	-	-	-	0.00%	-	-	-	0.00%	-	0.00%	-	0.00%	-	0.00%	-
(2)	Foreign																		
(a)	Individuals (Non-Resident Individuals/Foreign Individuals)		-	-	-	-	-	0.00%	-	-	-	0.00%	-	0.00%	-	0.00%	-	0.00%	-
(b)	Government		-	-	-	-	-	0.00%	-	-	-	0.00%	-	0.00%	-	0.00%	-	0.00%	-
(c)	Institutions		-	-	-	-	-	0.00%	-	-	-	0.00%	-	0.00%	-	0.00%	-	0.00%	-
(d)	Foreign Portfolio Investor		-	-	-	-	-	0.00%	-	-	-	0.00%	-	0.00%	-	0.00%	-	0.00%	-
(e)	Any Other		-	-	-	-	-	0.00%	-	-	-	0.00%	-	0.00%	-	0.00%	-	0.00%	-
	OCBs		-	-	-	-	-	0.00%	-	-	-	0.00%	-	0.00%	-	0.00%	-	0.00%	-
	Sub-Total (A)(2)		-	-	-	-	-	0.00%	-	-	-	0.00%	-	0.00%	-	0.00%	-	0.00%	-
	Total Shareholding of Promoter and Promoter Group (A)=(A)(1)+(A)(2)			12	218,29,366	-	218,29,366	74.99%	218,29,366	-	218,29,366	74.99%	-	0.00%	-	0.00%	-	0.00%	218,29,366

Details of Shares which remain unclaimed may be given here along with details such as number of shareholders, outstanding shares held in demat/unclaimed suspense account, voting rights which are frozen etc.

None

Note: Mr. Subhas Chandra Agarwalla is the Promoter of the Company. The name of Bhagwati Syndicate Pvt. Ltd. has been changed to Ma Kalyaneshwari Holdings Pvt. Ltd. w.e.f. 4th December, 2020, however change of name in Demat Account is yet to be effected. Other shareholders shown in the Promoter Group are Persons Acting in Concert with the Promoter and holdings of each such member have been consolidated on the basis of their PAN for the purpose of reporting in this Shareholding Pattern.



e III - Statement showing shareholding pattern of the Public shareholder based on shareholding as on May 07, 2021

Category & Name of shareholders (I)	PAN (II)	Nos. of shareholders (III)	No. of fully paid-up equity shares held (IV)	No. of partly paid-up equity shares held (V)	Nos. of shares underlying Depository Receipt (VI)	Total nos. shares held (VII) = (IV)+(V)+(VI)	Shareholding % calculated as per SCRR, 1957 As a % of (A+B+C2) (VIII)	Number of Voting Rights held in each class of securities			No. of Shares Underlying Outstanding convertible securities (Including Warrants) (X)	Shareholding as a % assuming full conversion of convertible securities (as a percentage of diluted share capital) (XI) = (VII)+(X) as a % of (A+B+C)	Number of Locked in shares		Number of Shares pledged or otherwise		Number of equity shares held in dematerialized form (XIV)	
								No. of Voting Rights		Total as a % of Total Voting rights			No. (a)	As a % of total Shares held (b)	No. (a)	As a % of total Shares held (b)		
								Class X	Class Y									Total
Institutions																		
Mutual Funds		1	1,16,633	-	-	1,16,633	0.40%	1,16,633	-	1,16,633	0.40%	-	0.40%	-	0.00%	-	0.00%	1,16,633
Venture Capital Funds							0.00%				0.00%		0.00%		0.00%		0.00%	
Alternate Investment Funds		2	1,48,362	-	-	1,48,362	0.51%	1,48,362	-	1,48,362	0.51%	-	0.51%	-	0.00%	-	0.00%	1,48,362
Foreign Venture Capital Investors							0.00%				0.00%		0.00%		0.00%		0.00%	
Foreign Portfolio Investors		13	2,00,169	-	-	2,00,169	0.69%	2,00,169	-	2,00,169	0.69%	-	0.69%	-	0.00%	-	0.00%	2,00,169
Financial Institutions/Banks							0.00%				0.00%		0.00%		0.00%		0.00%	
Insurance Companies		1	26,839	-	-	26,839	0.09%	26,839	-	26,839	0.09%	-	0.09%	-	0.00%	-	0.00%	26,839
Provident Funds/Pension Funds/Any Other							0.00%				0.00%		0.00%		0.00%		0.00%	
Foreign Institutional Investors							0.00%				0.00%		0.00%		0.00%		0.00%	
QFI - Corporate							0.00%				0.00%		0.00%		0.00%		0.00%	
Sub-Total (B)(1)		17	4,92,003	-	-	4,92,003	1.69%	4,92,003	-	4,92,003	1.69%	-	1.69%	-	0.00%	-	0.00%	4,92,003
Central Government/State Government(s)/President of India							0.00%				0.00%		0.00%		0.00%		0.00%	
Sub-Total (B)(2)							0.00%				0.00%		0.00%		0.00%		0.00%	
Non-Institutions																		
Individuals																		
i) Individual shareholders holding nominal share capital upto Rs. 2 Lakhs		19,873	40,50,437	-	-	40,50,437	13.91%	40,50,437	-	40,50,437	13.91%	-	13.91%	-	0.00%	-	0.00%	39,88,372
ii) Individual shareholders holding nominal share capital in excess of Rs. 2 Lakhs.		30	11,11,905	-	-	11,11,905	3.82%	11,11,905	-	11,11,905	3.82%	-	3.82%	-	0.00%	-	0.00%	11,11,905
NBFCs registered with RBI		1	1,100	-	-	1,100	0.00%	1,100	-	1,100	0.00%	-	0.00%	-	0.00%	-	0.00%	1,100
Employee Trusts							0.00%				0.00%		0.00%		0.00%		0.00%	
Overseas Depositors (holding DRs)(balancing figure)							0.00%				0.00%		0.00%		0.00%		0.00%	
Any Other																		
Bodies Corporate		292	10,18,612	-	-	10,18,612	3.50%	10,18,612	-	10,18,612	3.50%	-	3.50%	-	0.00%	-	0.00%	10,18,612
QFI - Individual							0.00%				0.00%		0.00%		0.00%		0.00%	
NRI		585	4,11,790	-	-	4,11,790	1.41%	4,11,790	-	4,11,790	1.41%	-	1.41%	-	0.00%	-	0.00%	4,11,790
OCBs							0.00%				0.00%		0.00%		0.00%		0.00%	
Trusts		9	10,783	-	-	10,783	0.04%	10,783	-	10,783	0.04%	-	0.04%	-	0.00%	-	0.00%	10,783
Clearing Members		124	1,79,923	-	-	1,79,923	0.62%	1,79,923	-	1,79,923	0.62%	-	0.62%	-	0.00%	-	0.00%	1,79,923
IEPF Authority		1	5,631	-	-	5,631	0.02%	5,631	-	5,631	0.02%	-	0.02%	-	0.00%	-	0.00%	5,631
Sub-Total (B)(3)		20,915	67,90,181	-	-	67,90,181	23.32%	67,90,181	-	67,90,181	23.32%	-	23.32%	-	0.00%	-	0.00%	67,28,116
Total Public Shareholding (B)=(B)(1)+(B)(2)+(B)(3)		20,932	72,82,184	-	-	72,82,184	25.01%	72,82,184	-	72,82,184	25.01%	-	25.01%	-	0.00%	-	0.00%	72,20,119
Details of the shareholders acting as persons in Concert including their Shareholding (No. and %): None																		
Details of Shares which remain unclaimed may be given here along with details such as number of shareholders, outstanding shares held in demat/unclaimed suspense account, voting rights which are frozen etc.: None																		



Table IV - Statement showing shareholding pattern of the Non Promoter - Non Public shareholder based on shareholding as on May 07, 2021

	Category & Name of shareholders (I)	PAN (II)	Nos. of shareholders (III)	No. of fully paid-up equity shares held (IV)	No. of partly paid-up equity shares held (V)	Nos. of shares underlying Depository Receipt (VI)	Total nos. shares held (VII) = (IV)+(V)+(VI)	Shareholding % calculated as per SCRR, 1957 As a % of (A+B+C2) (VIII)	Number of Voting Rights held in each class of securities (IX)				No. of Shares Underlying Outstanding convertible securities (including Warrants) (X)	Shareholding as a % assuming full conversion of convertible securities (as a percentage of diluted share capital) (XI) = (VII)+(X) as a % of (A+B+C)	Number of Locked in shares (XII)		Number of Shares pledged or otherwise encumbered (XIII)		Number of equity shares held in dematerialized form (XIV)
									No. of Voting Rights			Total as a % of Total Voting rights			No. (a)	As a % of total Shares held (b)	No. (a)	As a % of total Shares held (b)	
									Class x	Class y	Total								
(1)	Custodian/DR Holder		-	-	-	-	-	0%	-	-	-	0%	-	0%	-	0%	-	0%	-
(2)	Employee Benefit Trust (under SEBI (share based Employee Benefit) Regulations, 2014		-	-	-	-	-	0%	-	-	-	0%	-	0%	-	0%	-	0%	-
	Total Non-Promoter Non-Public Shareholding (C)=(C)(1)+(C)(2)		-	-	-	-	-	0%	-	-	-	0%	-	0%	-	0%	-	0%	-



Details of the significant beneficial owner (I)				Details of the registered owner (II)			Details of holding/ exercise of right of the SBO in the reporting company, whether direct or indirect :(III) Whether by virtue of:					Date of creation / acquisition of significant beneficial interest (IV)
Sr No.	Name	PAN/Passport No. in case of a foreign national	Nationality	Name	PAN/Passport No. in case of a foreign national	Nationality	Shares %	Voting rights %	Rights on distributable dividend or any other distribution %	Exercise of control	Exercise of significant influence	
	None											



Format of holding of specified securities

1 Name of Listed Entity : MAITHAN ALLOYS LTD. (CIN:L27101WB1985PLC039503)

2 Scrip Code/Name of Scrip/Class of Security : Listed

	CSE	BSE	NSE
a. Scrip Code :	10023915	590078	MAITHANALL
b. Name of Scrip:	Maithan Alloys Limited	Maithan Alloys Limited	Maithan Alloys Limited
c. Class of Security:	Equity	Equity	Equity

3 Share Holding Pattern Filed under: Reg. 31(1) (b) : Post Scheme of Arrangement

4 Declaration:

	Particulars	Yes	No
1	Whether the Listed Entity has issued any partly paid up shares		NA
2	Whether the Listed Entity has issued any Convertible Securities or Warrants?		NA
3	Whether the Listed Entity has any shares against which depository receipt are issued?		NA
4	Whether the Listed Entity has any shares in locked-in?		NA
5	Whether any shares held by promoters are pledge or otherwise encumbered?		NA

5 The tabular format for disclosure of holding of specified securities is as follows:-



Table 1 - Summary Statement holding of specified securities (based on pre-scheme shareholding as on May 07, 2021)

Category (I)	Category of shareholder (II)	Nos. of shareholders (III)	No. of fully paid-up equity shares held (IV)	No. of partly paid-up equity shares held (V)	No. of shares underlying Depository Receipt (VI)	Total nos. shares held (VII) = (IV)+(V)+(VI)	Shareholding as a % of total no. of shares (calculated as per SCRR, 1957) (VIII) As a % of (A+B+C2)	Number of Voting Rights held in each class of securities (IX)			No. of Shares Underlying convertible securities (Including Warrants) (X)	Shareholding as a % assuming full conversion of convertible securities (as a percentage of diluted share capital) (XI)=(VII)+(X) as a % of (A+B+C)	Number of Locked in shares (XII)		Number of Shares pledged or otherwise encumbered (XIII)		Number of equity shares held in dematerialized form (XIV)	
								No. of Voting Rights					Total as a % of (A+B+C)	No. (a)	As a % of total Shares held (b)	No. (a)		As a % of total Shares held (b)
								Class eg:x	Class eg:y	Total								
(A)	Promoter & Promoter Group	16	218,29,366	-	-	218,29,366	74.99%	218,29,366	-	218,29,366	74.99%	-	0.00%	-	0.00%	-	0.00%	218,29,366
(B)	Public	20,932	72,82,184	-	-	72,82,184	25.01%	72,82,184	-	72,82,184	25.01%	-	0.00%	-	0.00%	-	0.00%	72,20,119
(C)	Non Promoter - Non Public	-	-	-	-	-	0.00%	-	-	-	0.00%	-	0.00%	-	0.00%	-	0.00%	-
(C1)	Shares underlying DRs	-	-	-	-	-	0.00%	-	-	-	0.00%	-	0.00%	-	0.00%	-	0.00%	-
(C2)	Shares held by Employee Trusts	-	-	-	-	-	0.00%	-	-	-	0.00%	-	0.00%	-	0.00%	-	0.00%	-
	TOTAL	20,948	291,11,550	-	-	291,11,550	100.00%	291,11,550	-	291,11,550	100.00%	-	0.00%	-	0.00%	-	0.00%	290,49,485



Table II - Statement showing shareholding pattern of the Promoter and Promoter Group (based on pre-Scheme shareholding as on May 7, 2021)

(1)	Category & Name of shareholders (i)	PAN (ii)	Nos. of shareholders (iii)	No. of fully paid-up equity shares held (iv)	No. of partly paid-up equity shares held (v)	Nos. of shares underlying Depository Receipt (vi)	Total nos. shares held (vii) = (iv)+(v)+(vi)	Shareholding % calculated as per SCRR, 1957 As a % of (A+B+C2) (viii)	Number of Voting Rights held in each class of securities (ix)			No. of Shares Underlying Outstanding convertible securities (Including Warrants) (x)	Shareholding as a % assuming full conversion of convertible securities (as a percentage of diluted share capital) (xi) = (vii)+(x) as a % of (A+B+C)	Number of Locked in shares (xii)		Number of Shares pledged or otherwise encumbered (xiii)		Number of equity shares held in dematerialized form (xiv)	
									No. of Voting Rights		Total as a % of Total Voting rights			No. (a)	As a % of total Shares held (b)	No. (a)	As a % of total Shares held (b)		
									Class x	Class y									Total
(1)	Indian																		
(a)	Individuals/Hindu undivided Family																		
	SUBHAS CHANDRA AGARWALLA		1	44,13,428	-	-	44,13,428	15.17%	44,13,428	-	44,13,428	15.17%	-	0.00%	-	0.00%	-	44,13,428	
	Persons Acting in Concert-Individual																		
	SHANKAR LAL AGARWALLA		1	20,21,569	-	-	20,21,569	6.95%	20,21,569	-	20,21,569	6.95%	-	0.00%	-	0.00%	-	20,21,569	
	PRAHLAD RAI AGARWALLA		1	36,60,295	-	-	36,60,295	12.57%	36,60,295	-	36,60,295	12.57%	-	0.00%	-	0.00%	-	36,60,295	
	SARITA DEVI AGARWALLA		1	6,67,198	-	-	6,67,198	2.29%	6,67,198	-	6,67,198	2.29%	-	0.00%	-	0.00%	-	6,67,198	
	RITA DEVI AGARWALLA		1	11,05,894	-	-	11,05,894	3.80%	11,05,894	-	11,05,894	3.80%	-	0.00%	-	0.00%	-	11,05,894	
	SHEELA DEVI AGARWALLA		1	21,16,584	-	-	21,16,584	7.27%	21,16,584	-	21,16,584	7.27%	-	0.00%	-	0.00%	-	21,16,584	
	AVINASH AGARWALLA		1	19,525	-	-	19,525	0.07%	19,525	-	19,525	0.07%	-	0.00%	-	0.00%	-	19,525	
	SUDHANSHU AGARWALLA		1	12,19,789	-	-	12,19,789	4.19%	12,19,789	-	12,19,789	4.19%	-	0.00%	-	0.00%	-	12,19,789	
	SUBODH AGARWALLA		1	39,93,753	-	-	39,93,753	13.72%	39,93,753	-	39,93,753	13.72%	-	0.00%	-	0.00%	-	39,93,753	
	SIDDHARTHA SHANKAR AGARWALLA		1	17,63,821	-	-	17,63,821	6.06%	17,63,821	-	17,63,821	6.06%	-	0.00%	-	0.00%	-	17,63,821	
	SONAM AGARWALLA		1	3,69,615	-	-	3,69,615	1.27%	3,69,615	-	3,69,615	1.27%	-	0.00%	-	0.00%	-	3,69,615	
	Mitu Agarwalla		1	9,533	-	-	9,533	0.03%	9,533	-	9,533	0.03%	-	0.00%	-	0.00%	-	9,533	
	Tripti Agarwalla		1	9,379	-	-	9,379	0.03%	9,379	-	9,379	0.03%	-	0.00%	-	0.00%	-	9,379	
	Prahlad Rai Agarwalla - HUF		1	1,07,668	-	-	1,07,668	0.37%	1,07,668	-	1,07,668	0.37%	-	0.00%	-	0.00%	-	1,07,668	
	Subhas Chandra Agarwalla - HUF		1	3,44,275	-	-	3,44,275	1.18%	3,44,275	-	3,44,275	1.18%	-	0.00%	-	0.00%	-	3,44,275	
	Shankar Lal Agarwalla - HUF		1	7,040	-	-	7,040	0.02%	7,040	-	7,040	0.02%	-	0.00%	-	0.00%	-	7,040	
(b)	Central Government/State Government(s)							0.00%				0.00%		0.00%		0.00%			
(c)	Financial Institutions/Banks							0.00%				0.00%		0.00%		0.00%			
(d)	Any Other							0.00%				0.00%		0.00%		0.00%			
	Bodies Corporate							0.00%				0.00%		0.00%		0.00%			
	Trusts							0.00%				0.00%		0.00%		0.00%			
	Clearing Members							0.00%				0.00%		0.00%		0.00%			
	Sub-Total (A)(1)							0.00%				0.00%		0.00%		0.00%			
(2)	Foreign							0.00%				0.00%		0.00%		0.00%			
(a)	Individuals (Non-Resident Individuals/Foreign Individuals)							0.00%				0.00%		0.00%		0.00%			
(b)	Government							0.00%				0.00%		0.00%		0.00%			
(c)	Institutions							0.00%				0.00%		0.00%		0.00%			
(d)	Foreign Portfolio Investor							0.00%				0.00%		0.00%		0.00%			
(e)	Any Other							0.00%				0.00%		0.00%		0.00%			
	OCBs							0.00%				0.00%		0.00%		0.00%			
	Sub-Total (A)(2)							0.00%				0.00%		0.00%		0.00%			
	Total Shareholding of Promoter and Promoter Group (A)=(A)(1)+(A)(2)			16	218,29,366		218,29,366	74.99%	218,29,366		218,29,366	74.99%		0.00%		0.00%		218,29,366	
Details of Shares which remain unclaimed may be given here along with details such as number of shareholders, outstanding shares held in demat/unclaimed suspense account, voting rights which are frozen etc.																		None	

Notes:

1. Post-Scheme shareholding has been computed and depicted on an indicative basis, considering the pre-Scheme shareholding pattern as on May 7, 2021

2. Actual inter-se shareholding among the Promoters would need to be determined based on their holdings in the Transferor Company and Transferee Company as on the Record Date (as defined under the Scheme). However, there would be no change in overall Promoter shareholding both pre and post Scheme




Table III - Statement showing shareholding pattern of the Public shareholder as on May 07, 2021

Category & Name of shareholders (i)	PAN (ii)	Nos. of shareholders (iii)	No. of fully paid-up equity shares held (iv)	No. of partly paid-up equity shares held (v)	Nos. of shares underlying Depository Receipt (vi)	Total nos. shares held (VII) = (IV)+(V)+(VI)	Shareholding % calculated as per SCRR, 1957 As a % of (A+B+C2) (VIII)	Number of Voting Rights held in each class of securities			No. of Shares Underlying Outstanding convertible securities (Including Warrants) (X)	Shareholding as a % assuming full conversion of convertible securities (as a percentage of diluted share capital) (XI) = (VII)+(X) as a % of (A+B+C)	Number of Locked in shares		Number of Shares pledged or otherwise		Number of equity shares held in dematerialized form (XIV)	
								No. of Voting Rights		Total as a % of Total Voting rights			No. (a)	As a % of total Shares held (b)	No. (a)	As a % of total Shares held (b)		
								Class x	Class y									Total
(1) Institutions																		
(a) Mutual Funds		1	1,16,633	-	-	1,16,633	0.40%	1,16,633	-	1,16,633	0.40%	-	0.00%	-	0.00%	-	0.00%	1,16,633
(b) Venture Capital Funds							0.00%				0.00%		0.00%		0.00%			
(c) Alternate Investment Funds		2	1,48,362	-	-	1,48,362	0.51%	1,48,362	-	1,48,362	0.51%	-	0.00%	-	0.00%	-	0.00%	1,48,362
(d) Foreign Venture Capital Investors							0.00%				0.00%		0.00%		0.00%			
(e) Foreign Portfolio Investors		13	2,00,169	-	-	2,00,169	0.69%	2,00,169	-	2,00,169	0.69%	-	0.00%	-	0.00%	-	0.00%	2,00,169
(f) Financial Institutions/Banks							0.00%				0.00%		0.00%		0.00%			
(g) Insurance Companies		1	26,839	-	-	26,839	0.09%	26,839	-	26,839	0.09%	-	0.00%	-	0.00%	-	0.00%	26,839
(h) Provident Funds/Pension Funds							0.00%				0.00%		0.00%		0.00%			
(i) Any Other							0.00%				0.00%		0.00%		0.00%			
Foreign Institutional Investors							0.00%				0.00%		0.00%		0.00%			
QFI - Corporate							0.00%				0.00%		0.00%		0.00%			
Sub-Total (B)(1)		17	4,92,003	-	-	4,92,003	1.69%	4,92,003	-	4,92,003	1.69%	-	0.00%	-	0.00%	-	0.00%	4,92,003
(2) Central Government/State Government(s)/President of India							0.00%				0.00%		0.00%		0.00%			
Sub-Total (B)(2)							0.00%				0.00%		0.00%		0.00%			
(3) Non-Institutions																		
(a) Individuals																		
i) Individual shareholders holding nominal share capital up to Rs. 2 Lakhs		19,873	40,50,437	-	-	40,50,437	13.91%	40,50,437	-	40,50,437	13.91%	-	0.00%	-	0.00%	-	0.00%	39,88,372
ii) Individual shareholders holding nominal share capital in excess of Rs. 2 Lakhs.		30	11,11,905	-	-	11,11,905	3.82%	11,11,905	-	11,11,905	3.82%	-	0.00%	-	0.00%	-	0.00%	11,11,905
(b) NBFCs registered with RBI		1	1,100	-	-	1,100	0.00%	1,100	-	1,100	0.00%	-	0.00%	-	0.00%	-	0.00%	1,100
(c) Employee Trusts							0.00%				0.00%		0.00%		0.00%			
(d) Overseas Depositors (holding DRs) (balancing figure)							0.00%				0.00%		0.00%		0.00%			
(e) Any Other																		
Bodies Corporate		292	10,18,612	-	-	10,18,612	3.50%	10,18,612	-	10,18,612	3.50%	-	0.00%	-	0.00%	-	0.00%	10,18,612
QFI - Individual							0.00%				0.00%		0.00%		0.00%			
NRI		585	4,11,790	-	-	4,11,790	1.41%	4,11,790	-	4,11,790	1.41%	-	0.00%	-	0.00%	-	0.00%	4,11,790
OCBs							0.00%				0.00%		0.00%		0.00%			
Trusts		9	10,783	-	-	10,783	0.04%	10,783	-	10,783	0.04%	-	0.00%	-	0.00%	-	0.00%	10,783
Clearing Members		124	1,79,923	-	-	1,79,923	0.62%	1,79,923	-	1,79,923	0.62%	-	0.00%	-	0.00%	-	0.00%	1,79,923
IEPF Authority		1	5,631	-	-	5,631	0.02%	5,631	-	5,631	0.02%	-	0.00%	-	0.00%	-	0.00%	5,631
Sub-Total (B)(3)		20,915	67,90,181	-	-	67,90,181	23.32%	67,90,181	-	67,90,181	23.32%	-	0.00%	-	0.00%	-	0.00%	67,28,116
Total Public Shareholding (B) = (B)(1) + (B)(2) + (B)(3)		20,932	72,82,184	-	-	72,82,184	25.01%	72,82,184	-	72,82,184	25.01%	-	0.00%	-	0.00%	-	0.00%	72,20,119
Details of the shareholders acting as persons in Concert including their Shareholding (No. and %): None																		
Details of Shares which remain unclaimed may be given here along with details such as number of shareholders, outstanding shares held in demat/unclaimed suspense account, voting rights which are frozen etc.: None																		



Table IV - Statement showing shareholding pattern of the Non Promoter - Non Public shareholder as on May 07, 2021

Category & Name of shareholders (I)	PAN (II)	Nos. of shareholders (III)	No. of fully paid-up equity shares held (IV)	No. of partly paid-up equity shares held (V)	Nos. of shares underlying Depository Receipt (VI)	Total nos. shares held (VII) = (IV)+(V)+(VI)	Shareholding % calculated as per SCRR, 1957 As a % of (A+B+C2) (VIII)	Number of Voting Rights held in each class of securities (IX)				No. of Shares Underlying Outstanding convertible securities (Including Warrants) (X)	Shareholding as a % assuming full conversion of convertible securities (as a percentage of diluted share capital) (XI) = (VII)+(X) as a % of (A+B+C)	Number of Locked in shares (XII)		Number of Shares pledged or otherwise encumbered (XIII)		Number of equity shares held in dematerialized form (XIV)
								No. of Voting Rights			Total as a % of Total Voting rights			No. (a)	As a % of total Shares held (b)	No. (a)	As a % of total Shares held (b)	
								Class x	Class y	Total								
(1) Custodian/DR Holder		-	-	-	-	-	0%	-	-	-	0%	-	0%	-	0%	-	0%	-
(2) Employee Benefit Trust (under SEBI (share based Employee Benefit) Regulations, 2014		-	-	-	-	-	0%	-	-	-	0%	-	0%	-	0%	-	0%	-
Total Non-Promoter Non-Public Shareholding (C)=(C)(1)+(C)+(2)		-	-	-	-	-	0%	-	-	-	0%	-	0%	-	0%	-	0%	-



Table V - Statement showing shareholding details of significant beneficial owner (based on pre-Scheme shareholding as on May 07, 2021)

Details of the significant beneficial owner (I)				Details of the registered owner (II)			Details of holding/ exercise of right of the SBO in the reporting company, whether direct or indirect :(III) Whether by virtue of:					Date of creation / acquisition of significant beneficial interest (IV)
Sr No.	Name	PAN/Passport No. in case of a foreign national	Nationality	Name	PAN/Passport No. in case of a foreign national	Nationality	Shares %	Voting rights %	Rights on distributable dividend or any other distribution %	Exercise of control	Exercise of significant influence	
1	Prahlad Rai Agarwalla	ACMPA9299D	Indian	Prahlad Rai Agarwalla- HUF	AADHP8930K	Indian	12.94%	12.94%	12.94%	12.94%	12.94%	Appointed date of the Scheme
2	Subhas Chandra Agarwalla	ACMPA9305J	Indian	Subhas Chandra Agarwalla- HUF	AAMHS9767E	Indian	16.35%	16.35%	16.35%	16.35%	16.35%	Appointed date of the Scheme




Format of holding of specified securities

Annexure - E2 (B)

- 1 **Name of Listed Entity : Ma Kalyaneshwari Holdings Private Limited**
- 2 **Scrip Code/Name of Scrip/Class of Security : Unlisted**
- 3 **Share Holding Pattern Filed under: Reg. 31(1) (b) : Pre Scheme of Arrangement**
- 4 **Declaration:**

	Particulars	Yes	No
1	Whether the Listed Entity has issued any partly paid up shares		NA
2	Whether the Listed Entity has issued any Convertible Securities or Warrants?		NA
3	Whether the Listed Entity has any shares against which depository receipt are issued?		NA
4	Whether the Listed Entity has any shares in locked-in?		NA
5	Whether any shares held by promoters are pledge or otherwise encumbered?		NA

- 5 The tabular format for disclosure of holding of specified securities is as follows:-



Category (I)	Category of shareholder (II)	Nos. of shareholders (III)	No. of fully paid-up equity shares held (IV)	No. of partly paid-up equity shares held (V)	No. of shares underlying Depository Receipt (VI)	Total nos. shares held (VII) = (IV)+(V)+(VI)	Shareholding as a % of total no. of shares (calculated as per SCRR, 1957) (VIII) As a % of (A+B+C2)	Number of Voting Rights held in each class of securities (IX)			No. of Shares Underlying convertible securities (including Warrants) (X)	Shareholding as a % assuming full conversion of convertible securities (as a percentage of diluted share capital) (XI)={VII}+(X) as a % of (A+B+C)	Number of Locked In shares (XII)		Number of Shares pledged or otherwise encumbered (XIII)		Number of equity shares held in dematerialized form (XIV)	
								No. of Voting Rights					Total as a % of (A+B+C)	No. (a)	As a % of total Shares held (b)	No. (a)		As a % of total Shares held (b)
								Class eg:x	Class eg:y	Total								
(A)	Promoter & Promoter Group	15	312,57,430	-	-	312,57,430	100.00%	312,57,430	-	312,57,430	100.00%	-	0.00%	-	0.00%	-	0.00%	-
(B)	Public	-	-	-	-	-	0.00%	-	-	-	0.00%	-	0.00%	-	0.00%	-	0.00%	-
(C)	Non Promoter - Non Public	-	-	-	-	-	0.00%	-	-	-	0.00%	-	0.00%	-	0.00%	-	0.00%	-
(C1)	Shares underlying DRs	-	-	-	-	-	0.00%	-	-	-	0.00%	-	0.00%	-	0.00%	-	0.00%	-
(C2)	Shares held by Employee Trusts	-	-	-	-	-	0.00%	-	-	-	0.00%	-	0.00%	-	0.00%	-	0.00%	-
	TOTAL		312,57,430	-	-	312,57,430	100.00%	312,57,430	-	312,57,430	100.00%	-	0.00%	-	0.00%	-	0.00%	-



Table II - Statement showing shareholding pattern of the Promoter and Promoter Group based on shareholding as on May 07, 2021

	Category & Name of shareholders (I)	PAN (II)	Nos. of shareholders (III)	No. of fully paid-up equity shares held (IV)	No. of partly paid-up equity shares held (V)	Nos. of shares underlying Depository Receipt (VI)	Total nos. shares held (VII) = (IV)+(V)+(VI)	Shareholding % calculated as per SCRR, 1957 As a % of (A+B+C2) (VIII)	Number of Voting Rights held in each class of securities (IX)			No. of Shares Outstanding convertible securities (Including Warrants) (X)	Shareholding as a % assuming full conversion of convertible securities (as a percentage of diluted share capital) (XI) = (VII)+(X) as a % of (A+B+C)	Number of Locked in shares (XII)		Number of Shares pledged or otherwise encumbered (XIII)		Number of equity shares held in dematerialized form (XIV)	
									No. of Voting Rights					Total as a % of Total Voting rights	No. (a)	As a % of total Shares held (b)	No. (a)		As a % of total Shares held (b)
									Class x	Class y	Total								
(1)	Indian																		
(a)	Individuals/Hindu undivided Family		15	312,57,430	-	-	312,57,430	100.00%	312,57,430	-	312,57,430	100.00%	-	0.00%	-	0.00%	-	-	-
	Prahlad Rai Agarwalla-HUF		1	1,94,870	-	-	1,94,870	0.62%	1,94,870	-	1,94,870	0.62%	-	0.00%	-	0.00%	-	-	-
	Prahlad Rai Agarwalla		1	55,38,852	-	-	55,38,852	17.72%	55,38,852	-	55,38,852	17.72%	-	0.00%	-	0.00%	-	-	-
	Sarita Devi Agarwalla		1	11,62,320	-	-	11,62,320	3.72%	11,62,320	-	11,62,320	3.72%	-	0.00%	-	0.00%	-	-	-
	Mitu Agarwalla		1	17,253	-	-	17,253	0.06%	17,253	-	17,253	0.06%	-	0.00%	-	0.00%	-	-	-
	Sheela Devi Agarwalla		1	20,36,027	-	-	20,36,027	6.51%	20,36,027	-	20,36,027	6.51%	-	0.00%	-	0.00%	-	-	-
	Subhas Chandra Agarwalla		1	57,10,580	-	-	57,10,580	18.27%	57,10,580	-	57,10,580	18.27%	-	0.00%	-	0.00%	-	-	-
	Subhas Chandra Agarwalla- HUF		1	6,23,106	-	-	6,23,106	1.99%	6,23,106	-	6,23,106	1.99%	-	0.00%	-	0.00%	-	-	-
	Subodh Agarwalla		1	64,87,621	-	-	64,87,621	20.76%	64,87,621	-	64,87,621	20.76%	-	0.00%	-	0.00%	-	-	-
	Sudhanshu Agarwalla		1	21,90,241	-	-	21,90,241	7.01%	21,90,241	-	21,90,241	7.01%	-	0.00%	-	0.00%	-	-	-
	Tripti Agarwalla		1	16,975	-	-	16,975	0.05%	16,975	-	16,975	0.05%	-	0.00%	-	0.00%	-	-	-
	Rita Devi Agarwalla (1)		1	12,38,935	-	-	12,38,935	3.96%	12,38,935	-	12,38,935	3.96%	-	0.00%	-	0.00%	-	-	-
	Shankar Lal Agarwalla		1	26,91,459	-	-	26,91,459	8.61%	26,91,459	-	26,91,459	8.61%	-	0.00%	-	0.00%	-	-	-
	Shankar Lal Agarwalla - HUF		1	12,741	-	-	12,741	0.04%	12,741	-	12,741	0.04%	-	0.00%	-	0.00%	-	-	-
	Siddhartha Shankar Agarwalla		1	28,66,571	-	-	28,66,571	9.17%	28,66,571	-	28,66,571	9.17%	-	0.00%	-	0.00%	-	-	-
	Sonam Agarwalla		1	4,69,879	-	-	4,69,879	1.50%	4,69,879	-	4,69,879	1.50%	-	0.00%	-	0.00%	-	-	-
(b)	Central Government/State Government(s)		-	-	-	-	-	0.00%	-	-	-	0.00%	-	0.00%	-	0.00%	-	-	-
(c)	Financial Institutions/Banks		-	-	-	-	-	0.00%	-	-	-	0.00%	-	0.00%	-	0.00%	-	-	-
(d)	Any Other Bodies Corporate		-	-	-	-	-	0.00%	-	-	-	0.00%	-	0.00%	-	0.00%	-	-	-
	Trusts		-	-	-	-	-	0.00%	-	-	-	0.00%	-	0.00%	-	0.00%	-	-	-
	Clearing Members		-	-	-	-	-	0.00%	-	-	-	0.00%	-	0.00%	-	0.00%	-	-	-
	Sub-Total (A)(1)		-	-	-	-	-	0.00%	-	-	-	0.00%	-	0.00%	-	0.00%	-	-	-
(2)	Foreign																		
(a)	Individuals (Non-Resident Individuals/Foreign Individuals)		-	-	-	-	-	0.00%	-	-	-	0.00%	-	0.00%	-	0.00%	-	-	-
(b)	Government		-	-	-	-	-	0.00%	-	-	-	0.00%	-	0.00%	-	0.00%	-	-	-
(c)	Institutions		-	-	-	-	-	0.00%	-	-	-	0.00%	-	0.00%	-	0.00%	-	-	-
(d)	Foreign Portfolio Investor		-	-	-	-	-	0.00%	-	-	-	0.00%	-	0.00%	-	0.00%	-	-	-
(e)	Any Other OCBs		-	-	-	-	-	0.00%	-	-	-	0.00%	-	0.00%	-	0.00%	-	-	-
	Sub-Total (A)(2)		-	-	-	-	-	0.00%	-	-	-	0.00%	-	0.00%	-	0.00%	-	-	-
	Total Shareholding of Promoter and Promoter Group (A)=(A)(1)+(A)(2)		15	312,57,430	-	-	312,57,430	100.00%	312,57,430	-	312,57,430	100.00%	-	0.00%	-	0.00%	-	0.00%	-

Details of Shares which remain unclaimed may be given here along with details such as number of shareholders, outstanding shares held in demat/unclaimed suspense account, voting rights which are frozen etc. :

None




Table III - Statement showing shareholding pattern of the Public shareholder based on shareholding as on May 07, 2021

(1) Category & Name of shareholders	(II) PAN	Nos. of shareholders (III)	No. of fully paid-up equity shares held (IV)	No. of partly paid-up equity shares held (V)	Nos. of shares underlying Depository Receipt (VI)	Total nos. shares held (VII) = (IV)+(V)+(VI)	Shareholding % calculated as per SCRR, 1957 As a % of (A+B+C2) (VIII)	Number of Voting Rights held in each class of securities (IX)			No. of Shares Underlying Outstanding convertible securities (Including Warrants) (X)	Shareholding as a % assuming full conversion of convertible securities (as a percentage of diluted share capital) (XI) = (VII)+(X) as a % of (A+B+C)	Number of locked in shares (XII)		Number of Shares pledged or otherwise encumbered (XIII)		Number of equity shares held in dematerialized form (XIV)	
								No. of Voting Rights					Total as a % of Total Voting rights	No. (a)	As a % of total Shares held (b)	No. (a)		As a % of total Shares held (b)
								Class x	Class Y	Total								
(1) Institutions																		
(a) Mutual Funds		-	-	-	-	-	0.00%	-	-	-	0.00%	-	0.00%	-	0.00%	-	-	
(b) Venture Capital Funds		-	-	-	-	-	0.00%	-	-	-	0.00%	-	0.00%	-	0.00%	-	-	
(b) Alternate Investment Funds		-	-	-	-	-	0.00%	-	-	-	0.00%	-	0.00%	-	0.00%	-	-	
(c) Foreign Venture Capital Investors		-	-	-	-	-	0.00%	-	-	-	0.00%	-	0.00%	-	0.00%	-	-	
(d) Foreign Portfolio Investors		-	-	-	-	-	0.00%	-	-	-	0.00%	-	0.00%	-	0.00%	-	-	
(e) Financial Institutions/Banks		-	-	-	-	-	0.00%	-	-	-	0.00%	-	0.00%	-	0.00%	-	-	
(f) Insurance Companies		-	-	-	-	-	0.00%	-	-	-	0.00%	-	0.00%	-	0.00%	-	-	
(g) Provident Funds/Pension Funds		-	-	-	-	-	0.00%	-	-	-	0.00%	-	0.00%	-	0.00%	-	-	
(h) Any Other		-	-	-	-	-	0.00%	-	-	-	0.00%	-	0.00%	-	0.00%	-	-	
(i) Foreign Institutional Investors		-	-	-	-	-	0.00%	-	-	-	0.00%	-	0.00%	-	0.00%	-	-	
(j) QFI - Corporate		-	-	-	-	-	0.00%	-	-	-	0.00%	-	0.00%	-	0.00%	-	-	
Sub-Total (B)(1)		-	-	-	-	-	0.00%	-	-	-	0.00%	-	0.00%	-	0.00%	-	-	
(2) Central Government/State Government(s)/President of India		-	-	-	-	-	0.00%	-	-	-	0.00%	-	0.00%	-	0.00%	-	-	
Sub-Total (B)(2)		-	-	-	-	-	0.00%	-	-	-	0.00%	-	0.00%	-	0.00%	-	-	
(3) Non-Institutions																		
(a) Individuals																		
(i) Individual shareholders holding nominal share capital up to Rs.2 Lakhs.		-	-	-	-	-	0.00%	-	-	-	0.00%	-	0.00%	-	0.00%	-	-	
(ii) Individual shareholders holding nominal share capital in excess of Rs.2 Lakhs.		-	-	-	-	-	0.00%	-	-	-	0.00%	-	0.00%	-	0.00%	-	-	
(b) NBFs registered with RBI		-	-	-	-	-	0.00%	-	-	-	0.00%	-	0.00%	-	0.00%	-	-	
(c) Employee Trusts		-	-	-	-	-	0.00%	-	-	-	0.00%	-	0.00%	-	0.00%	-	-	
(d) Overseas Depositors (holding DRs)(balancing figure)		-	-	-	-	-	0.00%	-	-	-	0.00%	-	0.00%	-	0.00%	-	-	
(e) Any Other		-	-	-	-	-	0.00%	-	-	-	0.00%	-	0.00%	-	0.00%	-	-	
Bodies Corporate		-	-	-	-	-	0.00%	-	-	-	0.00%	-	0.00%	-	0.00%	-	-	
OFI - Individual		-	-	-	-	-	0.00%	-	-	-	0.00%	-	0.00%	-	0.00%	-	-	
NRI - Repatriable		-	-	-	-	-	0.00%	-	-	-	0.00%	-	0.00%	-	0.00%	-	-	
NRI - Non-Repatriable		-	-	-	-	-	0.00%	-	-	-	0.00%	-	0.00%	-	0.00%	-	-	
OCBs		-	-	-	-	-	0.00%	-	-	-	0.00%	-	0.00%	-	0.00%	-	-	
Trusts		-	-	-	-	-	0.00%	-	-	-	0.00%	-	0.00%	-	0.00%	-	-	
Clearing Members		-	-	-	-	-	0.00%	-	-	-	0.00%	-	0.00%	-	0.00%	-	-	
IEPF Authority		-	-	-	-	-	0.00%	-	-	-	0.00%	-	0.00%	-	0.00%	-	-	
Sub-Total (B)(3)		-	-	-	-	-	0.00%	-	-	-	0.00%	-	0.00%	-	0.00%	-	-	
Total Public Shareholding (B)=(B)(1)+(B)(2)+(B)(3)		-	-	-	-	-	0.00%	-	-	-	0.00%	-	0.00%	-	0.00%	-	-	
Details of the shareholders acting as persons in Concert including their Shareholding (No. and %): None																		
Details of Shares which remain unclaimed may be given here along with details such as number of shareholders, outstanding shares held in demat/unclaimed suspense account, voting rights which are frozen etc.: None																		



Table IV - Statement showing shareholding pattern of the Non Promoter - Non Public shareholder based on shareholding as on May 07, 2021

Category & Name of shareholders (I)	PAN (II)	Nos. of shareholders (III)	No. of fully paid-up equity shares held (IV)	No. of partly paid-up equity shares held (V)	Nos. of shares underlying Depository Receipt (VI)	Total nos. shares held (VII) = (IV)+(V)+(VI)	Shareholding % calculated as per SCRR, 1957 As a % of (A+B+C2) (VIII)	Number of Voting Rights held in each class of securities (IX)			No. of Shares Underlying Outstanding convertible securities (Including Warrants) (X)	Shareholding as a % assuming full conversion of convertible securities (as a percentage of diluted share capital) (XI) = (VII)+(X) as a % of (A+B+C)	Number of Locked in shares (XII)		Number of Shares pledged or otherwise encumbered (XIII)		Number of equity shares held in dematerialized form (XIV)	
								No. of Voting Rights					Total as a % of Total Voting rights	No. (a)	As a % of total Shares held (b)	No. (a)		As a % of total Shares held (b)
								Class x	Class y	Total								
(1) Custodian/DR Holder		-	-	-	-	-	0%	-	-	-	0%	-	0%	-	0%	-	-	
(2) Employee Benefit Trust (under SEBI (share based Employee Benefit) Regulations, 2014		-	-	-	-	-	0%	-	-	-	0%	-	0%	-	0%	-	-	
Total Non-Promoter Non-Public Shareholding (C)=(C)(1)+(C)(2)		-	-	-	-	-	0%	-	-	-	0%	-	0%	-	0%	-	-	



Table V - Statement showing shareholding details of significant beneficial owner based on shareholding as on May 07, 2021.

Sr No.	Details of the significant beneficial owner (I)			Details of the registered owner (II)			Details of holding/ exercise of right of the SBO in the reporting company, whether direct or indirect :(III) Whether by virtue of:					Date of creation / acquisition of significant beneficial interest (IV)
	Name	PAN/Passport No. in case of a foreign national	Nationality	Name	PAN/Passport No. in case of a foreign national	Nationality	Shares %	Voting rights %	Rights on distributable dividend or any other distribution %	Exercise of control	Exercise of significant influence	
1	Prahlad Rai Agarwalla	ACMPA9299D	Indian	Prahlad Rai Agarwalla- HUF	AADHP8930K	Indian	18.34%	18.34%	18.34%	18.34%	18.34%	14.01.2020
2	Subhas Chandra Agarwalla	ACMPA9305J	Indian	Subhas Chandra Agarwalla- HUF	AAMHS9767E	Indian	20.26%	20.26%	20.26%	20.26%	20.26%	14.01.2020



Format of holding of specified securities

- 1 Name of Listed Entity : Anjaney Land Assets Private Limited
- 2 Scrip Code/Name of Scrip/Class of Security : Unlisted
- 3 Share Holding Pattern Filed under: Reg. 31(1) (b) : Pre Scheme of Arrangement
- 4 Declaration:

	Particulars	Yes	No
1	Whether the Listed Entity has issued any partly paid up shares		NA
2	Whether the Listed Entity has issued any Convertible Securities or Warrants?		NA
3	Whether the Listed Entity has any shares against which depository receipt are issued?		NA
4	Whether the Listed Entity has any shares in locked-in?		NA
5	Whether any shares held by promoters are pledge or otherwise encumbered?		NA

- 5 The tabular format for disclosure of holding of specified securities is as follows:-




Table 1 - Summary Statement holding of specified securities based on shareholding as on May 07, 2021

Category (I)	Category of shareholder (II)	Nos. of shareholders (III)	No. of fully paid-up equity shares held (IV)	No. of partly paid-up equity shares held (V)	No. of shares underlying Depository Receipt (VI)	Total nos. shares held (VII) = (IV)+(V)+(VI)	Shareholding as a % of total no. of shares (calculated as per SCRR, 1957) (VIII) As a % of (A+B+C2)	Number of Voting Rights held in each class of securities (IX)			No. of Shares Underlying convertible securities (Including Warrants) (X)	Shareholding as a % assuming full conversion of convertible securities (as a percentage of diluted share capital) (XI)=(VII)+(X) as a % of (A+B+C)	Number of Locked in shares (XII)		Number of Shares pledged or otherwise encumbered (XIII)		Number of equity shares held in dematerialized form (XIV)	
								No. of Voting Rights					Total as a % of (A+B+C)	No. (a)	As a % of total Shares held (b)	No. (a)		As a % of total Shares held (b)
								Class eg:x	Class eg:y	Total								
(A)	Promoter & Promoter Group	2	1,50,000	-	-	1,50,000	100.00%	1,50,000	-	1,50,000	100.00%	-	0.00%	-	0.00%	-	-	
(B)	Public	-	-	-	-	-	0.00%	-	-	-	0.00%	-	0.00%	-	0.00%	-	-	
(C)	Non Promoter - Non Public	-	-	-	-	-	0.00%	-	-	-	0.00%	-	0.00%	-	0.00%	-	-	
(C1)	Shares underlying DRs	-	-	-	-	-	0.00%	-	-	-	0.00%	-	0.00%	-	0.00%	-	-	
(C2)	Shares held by Employee Trusts	-	-	-	-	-	0.00%	-	-	-	0.00%	-	0.00%	-	0.00%	-	-	
	TOTAL	2	1,50,000	-	-	1,50,000	100.00%	1,50,000	-	1,50,000	100.00%	-	0.00%	-	0.00%	-	-	



Table II - Statement showing shareholding pattern of the Promoter and Promoter Group based on shareholding as on May 07, 2021

	Category & Name of shareholders (I)	PAN (II)	Nos. of shareholders (III)	No. of fully paid-up equity shares held (IV)	No. of partly paid-up equity shares held (V)	Nos. of shares underlying Depository Receipt (VI)	Total nos. shares held (VII) = (IV)+(V)+(VI)	Shareholding % calculated as per SCRR, 1957 As a % of (A+B+C2) (VIII)	Number of Voting Rights held in each class of securities (IX)			No. of Shares Underlying Outstanding convertible securities (Including Warrants) (X)	Shareholding as a % assuming full conversion of convertible securities (as a percentage of diluted share capital) (XI) = (VII)+(X) as a % of (A+B+C)	Number of Locked In shares (XII)		Number of Shares pledged or otherwise encumbered (XIII)		Number of equity shares held in dematerialized form (XIV)	
									No. of Voting Rights					Total as a % of Total Voting rights	No. (a)	As a % of total Shares held (b)	No. (a)		As a % of total Shares held (b)
									Class x	Class y	Total								
(1)	Indian																		
(a)	Individuals/Hindu undivided Family																		
	Shankar Lal Agarwala*		1	1	-	-	1	0.001%	1	-	1	0.001%	-	0.001%	-	0.000%	-	0.000%	-
(b)	Central Government/State Government(s)		-	-	-	-	-	0.000	-	-	-	0.000	-	0.000	-	0.000%	-	0.000%	-
(c)	Financial Institutions/Banks		-	-	-	-	-	0.000	-	-	-	0.000	-	0.000	-	0.000%	-	0.000%	-
(d)	Any Other																		
	Bodies Corporate																		
	Ma Kalyaneshwari Holdings Private Limited		1	1,49,999	-	-	1,49,999	99.999%	1,49,999	-	1,49,999	99.999%	-	0.000%	-	0.000%	-	0.000%	-
	Trusts		-	-	-	-	-	0.000%	-	-	-	0.000%	-	0.000%	-	0.000%	-	0.000%	-
	Clearing Members		-	-	-	-	-	0.000%	-	-	-	0.000%	-	0.000%	-	0.000%	-	0.000%	-
	Sub-Total (A)(1)		-	-	-	-	-	0.000%	-	-	-	0.000%	-	0.000%	-	0.000%	-	0.000%	-
(2)	Foreign																		
(a)	Individuals (Non-Resident Individuals/Foreign Individuals)		-	-	-	-	-	0.000%	-	-	-	0.000%	-	0.000%	-	0.000%	-	0.000%	-
(b)	Government		-	-	-	-	-	0.000%	-	-	-	0.000%	-	0.000%	-	0.000%	-	0.000%	-
(c)	Institutions		-	-	-	-	-	0.000%	-	-	-	0.000%	-	0.000%	-	0.000%	-	0.000%	-
(d)	Foreign Portfolio Investor		-	-	-	-	-	0.000%	-	-	-	0.000%	-	0.000%	-	0.000%	-	0.000%	-
(e)	Any Other		-	-	-	-	-	0.000%	-	-	-	0.000%	-	0.000%	-	0.000%	-	0.000%	-
	OCBs		-	-	-	-	-	0.000%	-	-	-	0.000%	-	0.000%	-	0.000%	-	0.000%	-
	Sub-Total (A)(2)		-	-	-	-	-	0.000%	-	-	-	0.000%	-	0.000%	-	0.000%	-	0.000%	-
	Total Shareholding of Promoter and Promoter Group (A)=(A)(1)+(A)(2)		2	1,50,000	-	-	1,50,000	100.000%	1,50,000	-	1,50,000	100.000%	-	0.000%	-	0.000%	-	0.000%	-
Details of Shares which remain unclaimed may be given here along with details such as number of shareholders, outstanding shares held in demat/unclaimed suspense account, voting rights which are frozen etc. :																			None
* Share held as nominee of Ma Kalyaneshwari Holdings Private Limited.																			




Table II - Statement showing shareholding pattern of the Public shareholder based on shareholding as on May 07, 2021

Category & Name of shareholders (I)	PAN (II)	Nos. of shareholders (III)	No. of fully paid-up equity shares held (IV)	No. of partly paid-up equity shares held (V)	Nos. of shares underlying Depository Receipt (VI)	Total nos. shares held (VII) = (IV)+(V)+(VI)	Shareholding % calculated as per SCRR, 1957 As a % of (A+B+C2) (VIII)	Number of Voting Rights held in each class of securities			No. of Shares Underlying Outstanding convertible securities (including Warrants) (X)	Shareholding as a % assuming full conversion of convertible securities (as a percentage of diluted share capital) (XI) = (VII)+(X) as a % of (A+B+C)	Number of Locked in shares		Number of Shares pledged or otherwise		Number of equity shares held in dematerialized form (XIV)	
								No. of Voting Rights					Total as a % of Total Voting rights	No. (a)	As a % of total Shares held (b)	No. (a)		As a % of total Shares held (b)
								Class x	Class y	Total								
(1) Institutions																		
(a) Mutual Funds							0%				0%		0%					
(b) Venture Capital Funds							0%				0%		0%					
(c) Alternate Investment Funds							0%				0%		0%					
(d) Foreign Venture Capital Investors							0%				0%		0%					
(e) Foreign Portfolio Investors							0%				0%		0%					
(f) Financial Institutions/Banks							0%				0%		0%					
(g) Insurance Companies							0%				0%		0%					
(h) Provident Funds/Pension Funds							0%				0%		0%					
(i) Any Other																		
Foreign Institutional Investors							0%				0%		0%					
QFI - Corporate							0%				0%		0%					
Sub-Total (B)(1)							0%				0%		0%					
(2) Government/State Government(s)/President of India							0%				0%		0%					
Sub-Total (B)(2)							0%				0%		0%					
(3) Non-Institutions																		
(a) Individuals																		
i) Individual shareholders holding nominal share capital up to Rs.2 Lakhs.							0%				0%		0%					
ii) Individual shareholders holding nominal share capital in excess of Rs.2 Lakhs.							0%				0%		0%					
(b) NBFCs registered with RBI							0%				0%		0%					
(c) Employee Trusts							0%				0%		0%					
(d) Overseas Depositors (holding DRs)(balancing figure)							0%				0%		0%					
(e) Any Other																		
Bodies Corporate							0%				0%		0%					
QFI - Individual							0%				0%		0%					
NRI - Repatriable							0%				0%		0%					
NRI - Non-Repatriable							0%				0%		0%					
OCBs							0%				0%		0%					
Trusts							0%				0%		0%					
Clearing Members							0%				0%		0%					
IEPF Authority							0%				0%		0%					
Sub-Total (B)(3)							0%				0%		0%					
Shareholding (B) = (B)(1)+(B)(2)+(B)(3)							0%				0%		0%					
Details of the shareholders acting as persons in Concert including their Shareholding (No. and %): None																		
Details of Shares which remain unclaimed may be given here along with details such as number of shareholders, outstanding shares held in demat/unclaimed suspense account, voting rights which are frozen etc.: None																		



Table IV - Statement showing shareholding pattern of the Non Promoter - Non Public shareholder based on shareholding as on May 07, 2021

Category & Name of shareholders (I)	PAN (II)	Nos. of shareholders (III)	No. of fully paid-up equity shares held (IV)	No. of partly paid up equity shares held (V)	Nos. of shares underlying Depository Receipt (VI)	Total nos. shares held (VII) = (IV)+(V)+(VI)	Shareholding % calculated as per SCRR, 1957 As a % of (A+B+C2) (VIII)	Number of Voting Rights held in each class of securities (IX)				No. of Shares Underlying Outstanding convertible securities (Including Warrants) (X)	Shareholding as a % assuming full conversion of convertible securities (as a percentage of diluted share capital) (XI) = (VII)+(X) as a % of (A+B+C)	Number of Locked in shares (XII)		Number of Shares pledged or otherwise encumbered (XIII)		Number of equity shares held in dematerialized form (XIV)
								No. of Voting Rights			Total as a % of Total Voting rights			No. (a)	As a % of total Shares held (b)	No. (a)	As a % of total Shares held (b)	
								Class x	Class y	Total								
(1) Custodian/DR Holder		-	-	-	-	-	0%	-	-	-	0%	-	0%	-	0%	-	0%	-
(2) Employee Benefit Trust (under SEBI (share based Employee Benefit) Regulations, 2014		-	-	-	-	-	0%	-	-	-	0%	-	0%	-	0%	-	0%	-
Total Non-Promoter Non-Public Shareholding (C)=(C)(1)+(C)+(2)		-	-	-	-	-	0%	-	-	-	0%	-	0%	-	0%	-	0%	-



Table V - Statement showing shareholding details of significant beneficial owner based on shareholding as on May 07, 2021

Details of the significant beneficial owner (I)				Details of the registered owner (II)			Details of holding/ exercise of right of the SBO in the reporting company, whether direct or indirect : (III) Whether by virtue of:					Date of creation / acquisition of significant beneficial interest (IV)
Sr No.	Name	PAN/Passport No. in case of a foreign national	Nationality	Name	PAN/Passport No. in case of a foreign national	Nationality	Shares %	Voting rights %	Rights on distributable dividend or any other distribution %	Exercise of control	Exercise of significant influence	
	None											



Format of holding of specified securities

- 1 Name of Listed Entity : Anjaney Land Assets Private Limited
- 2 Scrip Code/Name of Scrip/Class of Security : Unlisted
- 3 Share Holding Pattern Filed under: Reg. 31(1) (b) : Post Scheme of Arrangement
- 4 Declaration:

	Particulars	Yes	No
1	Whether the Listed Entity has issued any partly paid up shares	NA	
2	Whether the Listed Entity has issued any Convertible Securities or Warrants?	NA	
3	Whether the Listed Entity has any shares against which depository receipt are issued?	NA	
4	Whether the Listed Entity has any shares in locked-in?	NA	
5	Whether any shares held by promoters are pledge or otherwise encumbered?	NA	

- 5 The tabular format for disclosure of holding of specified securities is as follows:-




Table I - Summary Statement holding of specified securities based on pre-scheme shareholding as on May 07, 2021

Category (I)	Category of shareholder (II)	Nos. of shareholders (III)	No. of fully paid-up equity shares held (IV)	No. of partly paid-up equity shares held (V)	No. of shares underlying Depository Receipt (VI)	Total nos. shares held (VII) = (IV)+(V)+(VI)	Shareholding as a % of total no. of shares (calculated as per SCRR, 1957) (VIII) As a % of (A+B+C2)	Number of Voting Rights held in each class of securities (IX)			No. of Shares Underlying convertible securities (Including Warrants) (X)	Shareholding as a % assuming full conversion of convertible securities (as a percentage of diluted share capital) (XI)=(VII)+(X) as a % of (A+B+C)	Number of Locked In shares (XII)		Number of Shares pledged or otherwise encumbered (XIII)		Number of equity shares held in dematerialized form (XIV)	
								No. of Voting Rights					Total as a % of (A+B+C)	No. (a)	As a % of total Shares held (b)	No. (a)		As a % of total Shares held (b)
								Class eg: x	Class eg: y	Total								
(A)	Promoter & Promoter Group	15	10,00,000	-	-	10,00,000	100.00%	10,00,000	-	10,00,000	100.00%	-	0.00%	-	0.00%	-	0.00%	-
(B)	Public	-	-	-	-	-	0.00%	-	-	-	0.00%	-	0.00%	-	0.00%	-	0.00%	-
(C)	Non Promoter - Non Public	-	-	-	-	-	0.00%	-	-	-	0.00%	-	0.00%	-	0.00%	-	0.00%	-
(C1)	Shares underlying DRs	-	-	-	-	-	0.00%	-	-	-	0.00%	-	0.00%	-	0.00%	-	0.00%	-
(C2)	Shares held by Employee Trusts	-	-	-	-	-	0.00%	-	-	-	0.00%	-	0.00%	-	0.00%	-	0.00%	-
	TOTAL		10,00,000	-	-	10,00,000	100.00%	10,00,000	-	10,00,000	100.00%	-	0.00%	-	0.00%	-	0.00%	-



Table II - Statement showing shareholding pattern of the Promoter and Promoter Group based on pre-scheme shareholding as on May 07, 2021

	Category & Name of shareholders (I)	PAN (II)	Nos. of shareholders (III)	No. of fully paid-up equity shares held (IV)	No. of partly paid-up equity shares held (V)	Nos. of shares underlying Depository Receipt (VI)	Total nos. shares held (VII) = (IV)+(V)+(VI)	Shareholding % calculated as per SCRR, 1957 As a % of (A+B+C2) (VIII)	Number of Voting Rights held in each class of securities (IX)			No. of Shares Underlying Outstanding convertible securities (including Warrants) (X)	Shareholding as a % assuming full conversion of convertible securities (as a percentage of diluted share capital) (XI) = (VII)+(X) as a % of (A+B+C)	Number of Locked In shares (XII)		Number of Shares pledged or otherwise encumbered (XIII)		Number of equity shares held in dematerialized form (XIV)	
									No. of Voting Rights					Total as a % of Total Voting rights	No. (a)	As a % of total Shares held (b)	No. (a)		As a % of total Shares held (b)
									Class x	Class y	Total								
(1)	Indian																		
(a)	Individuals/Hindu undivided Family		15	10,00,000	-	-	10,00,000	100.00%	10,00,000	-	10,00,000	100.00%	-	100.00%	-	0.00%	-	0.00%	-
	Prahlad Rai Agarwalla- HUF		1	6,234	-	-	6,234	0.62%	6,234	-	6,234	0.62%	-	0.62%	-	0.00%	-	0.00%	-
	Prahlad Rai Agarwalla		1	1,77,201	-	-	1,77,201	17.72%	1,77,201	-	1,77,201	17.72%	-	17.72%	-	0.00%	-	0.00%	-
	Sarita Devi Agarwalla		1	37,185	-	-	37,185	3.72%	37,185	-	37,185	3.72%	-	3.72%	-	0.00%	-	0.00%	-
	Mitu Agarwalla		1	552	-	-	552	0.06%	552	-	552	0.06%	-	0.06%	-	0.00%	-	0.00%	-
	Sheela Devi Agarwalla		1	65,137	-	-	65,137	6.51%	65,137	-	65,137	6.51%	-	6.51%	-	0.00%	-	0.00%	-
	Subhas Chandra Agarwalla		1	1,82,696	-	-	1,82,696	18.27%	1,82,696	-	1,82,696	18.27%	-	18.27%	-	0.00%	-	0.00%	-
	Subhas Chandra Agarwalla- HUF		1	19,935	-	-	19,935	1.99%	19,935	-	19,935	1.99%	-	1.99%	-	0.00%	-	0.00%	-
	Subodh Agarwalla		1	2,07,555	-	-	2,07,555	20.76%	2,07,555	-	2,07,555	20.76%	-	20.76%	-	0.00%	-	0.00%	-
	Sudhanshu Agarwalla		1	70,071	-	-	70,071	7.01%	70,071	-	70,071	7.01%	-	7.01%	-	0.00%	-	0.00%	-
	Tripti Agarwalla		1	543	-	-	543	0.05%	543	-	543	0.05%	-	0.05%	-	0.00%	-	0.00%	-
	Rita Devi Agarwalla		1	39,636	-	-	39,636	3.96%	39,636	-	39,636	3.96%	-	3.96%	-	0.00%	-	0.00%	-
	Shankar Lal Agarwalla		1	86,106	-	-	86,106	8.61%	86,106	-	86,106	8.61%	-	8.61%	-	0.00%	-	0.00%	-
	Shankar Lal Agarwalla - HUF		1	408	-	-	408	0.04%	408	-	408	0.04%	-	0.04%	-	0.00%	-	0.00%	-
	Siddhartha Shankar Agarwalla		1	91,708	-	-	91,708	9.17%	91,708	-	91,708	9.17%	-	9.17%	-	0.00%	-	0.00%	-
	Sonam Agarwalla		1	15,033	-	-	15,033	1.50%	15,033	-	15,033	1.50%	-	1.50%	-	0.00%	-	0.00%	-
(b)	Central Government/State Government(s)		-	-	-	-	-	0.00%	-	-	-	0.00%	-	0.00%	-	0.00%	-	0.00%	-
(c)	Financial Institutions/Banks		-	-	-	-	-	0.00%	-	-	-	0.00%	-	0.00%	-	0.00%	-	0.00%	-
(d)	Any Other		-	-	-	-	-	0.00%	-	-	-	0.00%	-	0.00%	-	0.00%	-	0.00%	-
	Bodies Corporate		-	-	-	-	-	0.00%	-	-	-	0.00%	-	0.00%	-	0.00%	-	0.00%	-
	Trusts		-	-	-	-	-	0.00%	-	-	-	0.00%	-	0.00%	-	0.00%	-	0.00%	-
	Clearing Members		-	-	-	-	-	0.00%	-	-	-	0.00%	-	0.00%	-	0.00%	-	0.00%	-
	Sub-Total (A)[1]		-	-	-	-	-	0.00%	-	-	-	0.00%	-	0.00%	-	0.00%	-	0.00%	-
(2)	Foreign		-	-	-	-	-	0.00%	-	-	-	0.00%	-	0.00%	-	0.00%	-	0.00%	-
(a)	Individuals (Non-Resident Individuals/Foreign Individuals)		-	-	-	-	-	0.00%	-	-	-	0.00%	-	0.00%	-	0.00%	-	0.00%	-
(b)	Government		-	-	-	-	-	0.00%	-	-	-	0.00%	-	0.00%	-	0.00%	-	0.00%	-
(c)	Institutions		-	-	-	-	-	0.00%	-	-	-	0.00%	-	0.00%	-	0.00%	-	0.00%	-
(d)	Foreign Portfolio Investor		-	-	-	-	-	0.00%	-	-	-	0.00%	-	0.00%	-	0.00%	-	0.00%	-
(e)	Any Other		-	-	-	-	-	0.00%	-	-	-	0.00%	-	0.00%	-	0.00%	-	0.00%	-
	OCBs		-	-	-	-	-	0.00%	-	-	-	0.00%	-	0.00%	-	0.00%	-	0.00%	-
	Sub-Total (A)[2]		-	-	-	-	-	0.00%	-	-	-	0.00%	-	0.00%	-	0.00%	-	0.00%	-
	Total Shareholding of Promoter and Promoter Group (A)=(A1)+(A2)		15	10,00,000	-	-	10,00,000	100.00%	10,00,000	-	10,00,000	100.00%	-	100.00%	-	0.00%	-	0.00%	-
Details of Shares which remain unclaimed may be given here along with details such as number of shareholders, outstanding shares held in demat/unclaimed suspense account, voting rights which are frozen etc.:																			None

Notes:

1. Post-Scheme shareholding has been computed and depicted on an indicative basis, considering the pre-Scheme shareholding pattern as on May 7, 2021
2. Actual inter-se shareholding among the Promoters would need to be determined based on their holdings in the Demerged Company and Resulting Company (if any) as on the Record Date (as defined under the Scheme).



Table III - Statement showing shareholding pattern of the Public shareholder based on shareholding as on May 07, 2021

Category & Name of shareholders (I)	PAN (II)	Nos. of shareholders (III)	No. of fully paid-up equity shares held (IV)	No. of partly paid-up equity shares held (V)	Nos. of shares underlying Depository Receipt (VI)	Total nos. shares held (VII) = (IV)+(V)+(VI)	Shareholding % calculated as per SCRR, 1957 As a % of (A+B+C2) (VIII)	Number of Voting Rights held in each class of securities (IX)			No. of Shares Underlying Outstanding convertible securities (Including Warrants) (X)	Shareholding as a % assuming full conversion of convertible securities (as a percentage of diluted share capital) (XI) = (VII)+(X) as a % of (A+B+C)	Number of Locked In shares (XII)		Number of Shares pledged or otherwise encumbered (XIII)		Number of equity shares held in dematerialized form (XIV)	
								No. of Voting Rights					Total as a % of Total Voting rights	No. (a)	As a % of total Shares held (b)	No. (a)		As a % of total Shares held (b)
								Class x	Class y	Total								
(1) Institutions																		
(a) Mutual Funds							0.00%											
(b) Venture Capital Funds							0.00%											
(c) Alternate Investment Funds							0.00%											
(d) Foreign Venture Capital Investors							0.00%											
(e) Foreign Portfolio Investors							0.00%											
(f) Financial Institutions/Banks							0.00%											
(g) Insurance Companies							0.00%											
(h) Provident Funds/Pension Funds							0.00%											
(i) Any Other							0.00%											
Foreign Institutional Investors							0.00%											
QFI - Corporate							0.00%											
Sub-Total (B)(1)							0.00%											
(2) Central Government/State Government(s)/President of India							0.00%											
Sub-Total (B)(2)							0.00%											
(3) Non-Institutions																		
(a) Individuals																		
i) Individual shareholders holding nominal share capital upto Rs.2 Lakh							0.00%											
ii) Individual shareholders holding nominal share capital in excess of Rs.2 Lakh							0.00%											
(b) NBFCs registered with RBI							0.00%											
(c) Employee Trusts							0.00%											
(d) Overseas Depositors (holding DRs/Inbalancing figure)							0.00%											
(e) Any Other							0.00%											
Bodies Corporate							0.00%											
QFI - Individual							0.00%											
NRI - Repatriable							0.00%											
NRI - Non-Repatriable							0.00%											
OCBs							0.00%											
Trusts							0.00%											
Clearing Members							0.00%											
IEPF Authority							0.00%											
Sub-Total (B)(3)							0.00%											
Total Public Shareholding (B)=(B)(1)+(B)(2)+(B)(3)							0.00%											
Details of the shareholders acting as persons in Concert including their Shareholding (No. and %): None																		
Details of Shares which remain unclaimed may be given here along with details such as number of shareholders, outstanding shares held in demat/unclaimed suspense account, voting rights which are frozen etc.: None																		



Table IV - Statement showing shareholding pattern of the Non Promoter - Non Public shareholder based on shareholding as on May 07, 2021

(I)	(II)	(III)	(IV)	(V)	(VI)	(VII)	(VIII)	(IX)			(X)	(XI)	(XII)		(XIII)		(XIV)	
								No. of Voting Rights					Total as a % of Total Voting rights	No. (a)	As a % of total Shares held (b)	No. (a)		As a % of total Shares held (b)
								Class x	Class Y	Total								
(1)	Custodian/DR Holder	-	-	-	-	-	0%	-	-	-	0%	-	0%	-	0%	-		
(2)	Employee Benefit Trust (under SEBI (share based Employee Benefit) Regulations, 2014	-	-	-	-	-	0%	-	-	-	0%	-	0%	-	0%	-		
	Total Non-Promoter Non-Public Shareholding (C)=(C)(1)+(C)(2)	-	-	-	-	-	0%	-	-	-	0%	-	0%	-	0%	-		



Table V - Statement showing shareholding details of significant beneficial owner based on pre-scheme shareholding as on May 07, 2021

Details of the significant beneficial owner (I)			Details of the registered owner (II)			Details of holding/ exercise of right of the SBO in the reporting company, whether direct or indirect :(III) Whether by virtue of:						
Sr No.	Name	PAN/Passport No. in case of a foreign national	Nationality	Name	PAN/Passport No. in case of a foreign national	Nationality	Shares %	Voting rights %	Rights on distributable dividend or any other distribution %	Exercise of control	Exercise of significant influence	Date of creation / acquisition of significant beneficial interest (IV)
1	Prahlad Rai Agarwalla	ACMPA9299D	Indian	Prahlad Rai Agarwalla- HUF	AADHP8930K	Indian	18.34%	18.34%	18.34%	18.34%	18.34%	Appointed date of the Scheme
2	Subhas Chandra Agarwalla	ACMPA9305J	Indian	Subhas Chandra Agarwalla- HUF	AAMHS9767E	Indian	20.26%	20.26%	20.26%	20.26%	20.26%	Appointed date of the Scheme

