


<b>(1)(a) STATEMENT SHOWING SHAREHOLDING PATTERN IN CLAUSE-35</b>			
<b>NAME OF THE COMPANY:TEXMACO RAIL &amp; ENGINEERING LIMITED</b>			
<b>SCRIP CODE:</b>	<b>533326</b>	<b>Name of the Scrip: TEXRAIL</b>	
<b>Class of Security:</b>	<b>EQUITY SHARES</b>		
<b>QUARTER ENDED:</b>	<b>30/09/2013</b>		
Partly paid-up shares	No. of partly paid-up shares	As a % of total no. of partly paid-up shares	As a % of total no. of shares of the Company.
Held by promoter/promoter group	N.A	N.A	N.A
Held by Public	N.A	N.A	N.A
<b>Total:</b>	<b>N.A</b>	<b>N.A</b>	<b>N.A</b>
Outstanding convertible securities:	No. of outstanding securities	As a % of total no. of outstanding convertible securities.	As a % of total no. of shares of the Company assuming full conversion of the convertible securities
Held by promoter/promoter group	N.A	N.A	N.A
Held by Public	N.A	N.A	N.A
<b>Total:</b>	<b>N.A</b>	<b>N.A</b>	<b>N.A</b>
Warrants:	No. of warrants	As a % of total no. of warrants	As a % of total no. of shares of the Company, assuming full conversion of warrants
Held by promoter/promoter group	N.A	N.A	N.A
Held by Public	N.A	N.A	N.A
<b>Total:</b>	<b>N.A</b>	<b>N.A</b>	<b>N.A</b>
<b>Total paid-up capital of the Company, assuming full conversion of warrants and convertible securities</b>	<b>182026590</b>	<b>0</b>	<b>100.00</b>

Texmaco Rail & Engineering Limited

  
Secretary

CATEGORY CODE	CATEGORY OF SHAREHOLDER	NO OF SHAREHOLDERS	TOTAL NUMBER OF SHARES	NO OF SHARES HELD IN DEMATERIALIZED FORM	TOTAL SHAREHOLDING AS A % OF TOTAL NO OF SHARES		SHARES PLEDGE OR OTHERWISE ENCUMBERED	
					AS A PERCENTAGE OF (A+B)	AS A PERCENTAGE OF (A+B+C)	NUMBER OF SHARES	AS A PERCENTAGE
(I)	(II)	(III)	(IV)	(V)	(VI)	(VII)	(VIII)	(IX)=(VIII)/(IV)*100
<b>(A)</b>	<b>PROMOTER AND PROMOTER GROUP</b>							
(1)	INDIAN							
(a)	Individual /HUF	7	3622900	3622900	1.99	1.99	0	0.00
(b)	Central Government/State Government(s)	0	0	0	0.00	0.00	0	0.00
(c)	Bodies Corporate	17	111504110	111504110	61.26	61.26	738800	0.66
(d)	Financial Institutions / Banks	0	0	0	0.00	0.00	0	0.00
(e)	Others	0	0	0	0.00	0.00	0	0.00
	<b>Sub-Total A(1) :</b>	<b>24</b>	<b>115127010</b>	<b>115127010</b>	<b>63.25</b>	<b>63.25</b>	<b>738800</b>	<b>0.64</b>
(2)	FOREIGN							
(a)	Individuals (NRIs/Foreign Individuals)	0	0	0	0.00	0.00	0	0.00
(b)	Bodies Corporate	0	0	0	0.00	0.00	0	0.00
(c)	Institutions	0	0	0	0.00	0.00	0	0.00
(d)	Qualified Foreign Investor	0	0	0	0.00	0.00	0	0.00
(e)	Others	0	0	0	0.00	0.00	0	0.00
	<b>Sub-Total A(2) :</b>	<b>0</b>	<b>0</b>	<b>0</b>	<b>0.00</b>	<b>0.00</b>	<b>0</b>	<b>0.00</b>
	<b>Total A=A(1)+A(2)</b>	<b>24</b>	<b>115127010</b>	<b>115127010</b>	<b>63.25</b>	<b>63.25</b>	<b>738800</b>	<b>0.64</b>
<b>(B)</b>	<b>PUBLIC SHAREHOLDING</b>							
(1)	INSTITUTIONS							
(a)	Mutual Funds /UTI	32	38737183	38737183	21.28	21.28		
(b)	Financial Institutions /Banks	3	3142180	3142180	1.73	1.73		
(c)	Central Government / State Government(s)	0	0	0	0.00	0.00		
(d)	Venture Capital Funds	0	0	0	0.00	0.00		
(e)	Insurance Companies	1	10	0	0.00	0.00		
(f)	Foreign Institutional Investors	13	5697881	5697881	3.13	3.13		
(g)	Foreign Venture Capital Investors	0	0	0	0.00	0.00		
(h)	Qualified Foreign Investor	2	1250	1250	0.00	0.00		
(i)	Others	0	0	0	0.00	0.00		
	<b>Sub-Total B(1) :</b>	<b>51</b>	<b>47578504</b>	<b>47578494</b>	<b>26.14</b>	<b>26.14</b>		

Renanco Rail & Engineering Limited

  
Secretary

CATE- GORY CODE	CATEGORY OF SHAREHOLDER	NO OF SHAREHOLDERS	TOTAL NUMBER OF SHARES	NO OF SHARES HELD IN DEMATERIALIZED FORM	TOTAL SHAREHOLDING AS A % OF TOTAL NO OF SHARES		SHARES PLEDGE OR OTHERWISE ENCUMBERED	
					AS A PERCENTAGE OF (A+B)	AS A PERCENTAGE OF (A+B+C)	NUMBER OF SHARES	AS A PERCENTAGE
(I)	(II)	(III)	(IV)	(V)	(VI)	(VII)	(VIII)	(IX)=(VIII)/(IV)*100
(2)	NON-INSTITUTIONS							
(a)	Bodies Corporate	576	6558262	6236162	3.60	3.60		
(b)	Individuals							
	(i) Individuals holding nominal share capital upto Rs.1 lakh	19620	9710792	8874241	5.33	5.33		
	(ii) Individuals holding nominal share capital in excess of Rs.1 lakh	6	1191589	1191589	0.65	0.65		
(c)	Qualified Foreign Investor	0	0	0	0.00	0.00		
(d)	Others							
(d-i)	TRUSTS	1	6500	6500	0.00	0.00		
(d-ii)	NON RESIDENT INDIANS	353	708133	698293	0.39	0.39		
(d-iii)	ENEMY INDIVIDUALS	8	4550	0	0.00	0.00		
(d-iv)	CLEARING MEMBERS	39	67860	67860	0.04	0.04		
(d-v)	EMPLOYEES	14	264500	116000	0.15	0.15		
(d-vi)	H U F	507	808890	808890	0.44	0.44		
	<b>Sub-Total B(2) :</b>	<b>21124</b>	<b>19321076</b>	<b>17999535</b>	<b>10.61</b>	<b>10.61</b>		
	<b>Total B=B(1)+B(2) :</b>	<b>21175</b>	<b>66899580</b>	<b>65578029</b>	<b>36.75</b>	<b>36.75</b>		
	<b>Total (A+B) :</b>	<b>21199</b>	<b>182026590</b>	<b>180705039</b>	<b>100.00</b>	<b>100.00</b>	<b>738800</b>	<b>0.41</b>
(C)	Shares held by custodians, against which Depository Receipts have been issued	N.A.	N.A.	N.A.	N.A.	N.A.	N.A.	N.A.
(1)	Promoter and Promoter Group	0	0	0	0.00	0.00		
(2)	Public	0	0	0	0.00	0.00		
	<b>GRAND TOTAL (A+B+C) :</b>	<b>21199</b>	<b>182026590</b>	<b>180705039</b>	<b>100.00</b>	<b>0.00</b>	<b>738800</b>	<b>0.41</b>

Texmaco Rail & Engineering Limited

  
Secretary

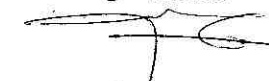
(I)(b) Statement showing holding of securities (including shares, warrants, convertible securities) of persons belonging to the category "Promoter and Promoter Group"											
Sr.No	Name of the Shareholder	Details of Shares held		Encumbered shares (*)			Details of Warrants		Details of convertible securities		Total Shares (including underlying shares assuming full conversion of warrants and convertible securities) as a % of diluted share capital
		No. of Shares held	As a % of grand total (A)+(B)+(C)	Pledge Shares	As a percentage	As a % of grand total (A) + (B) + (C) of sub-clause (I)(a)	Number of warrants held	As a % total number of warrants of the same class	Number of convertible securities held	As a % total number of convertible securities of the same class	
(I)	(II)	(III)	(IV)	(V)	(VI)=(V)/(III)*100	(VII)	(VIII)	(IX)	(X)	(XI)	(XII)
	<b>INDIVIDUALS / HUF</b>										
1	SAROJ KUMAR PODDAR	2497020	1.37	0	0.00	0.00	0	0.00	0	0.00	0.00
2	PUJA PODDAR	828570	0.46	0	0.00	0.00	0	0.00	0	0.00	0.00
3	JYOTSNA PODDAR	221790	0.12	0	0.00	0.00	0	0.00	0	0.00	0.00
4	KUMARI ANISHA AGARWALA	32140	0.02	0	0.00	0.00	0	0.00	0	0.00	0.00
5	AKSHAY PODDAR	14820	0.01	0	0.00	0.00	0	0.00	0	0.00	0.00
6	KUMARI AASHTI AGARWALA	14280	0.01	0	0.00	0.00	0	0.00	0	0.00	0.00
7	SHRADHA AGARWALA	14280	0.01	0	0.00	0.00	0	0.00	0	0.00	0.00
	<b>BODIES CORPORATE</b>										
8	TEXMACO INFRASTRUCTURE & HOLDINGS LIMITED	54600000	30.00	0	0.00	0.00	0	0.00	0	0.00	0.00
9	ZUARI INVESTMENTS LIMITED	28963900	15.91	0	0.00	0.00	0	0.00	0	0.00	0.00
10	ADVENTZ INVESTMENTS AND HOLDINGS LIMITED	7948120	4.37	0	0.00	0.00	0	0.00	0	0.00	0.00
11	DUKE COMMERCE LIMITED	7514000	4.13	0	0.00	0.00	0	0.00	0	0.00	0.00
12	ZUARI GLOBAL LIMITED	4035000	2.22	0	0.00	0.00	0	0.00	0	0.00	0.00
13	ADVENTZ SECURITIES ENTERPRISES LIMITED	3809140	2.09	0	0.00	0.00	0	0.00	0	0.00	0.00
14	ADVENTZ INVESTMENT COMPANY PRIVATE LIMITED	3035710	1.67	0	0.00	0.00	0	0.00	0	0.00	0.00
15	NEW EROS TRADECOM LIMITED	738800	0.41	738800	100.00	0.41	0	0.00	0	0.00	0.00
16	ADVENTZ SECURITIES TRADING PRIVATE LIMITED	428570	0.24	0	0.00	0.00	0	0.00	0	0.00	0.00
17	PREMIUM EXCHANGE AND FINANCE LIMITED	188090	0.10	0	0.00	0.00	0	0.00	0	0.00	0.00
18	JEEWAN JYOTI MEDICAL SOCIETY	160500	0.09	0	0.00	0.00	0	0.00	0	0.00	0.00
19	GREENLAND TRADING PRIVATE LIMITED	35000	0.02	0	0.00	0.00	0	0.00	0	0.00	0.00
20	INDRAKSHI TRADING COMPANY PRIVATE LIMITED	30000	0.02	0	0.00	0.00	0	0.00	0	0.00	0.00
21	MASTER EXCHANGE & FINANCE LIMITED	15760	0.01	0	0.00	0.00	0	0.00	0	0.00	0.00
22	ADVENTZ FINANCE PRIVATE LIMITED	710	0.00	0	0.00	0.00	0	0.00	0	0.00	0.00
23	EUREKA TRADERS PRIVATE LIMITED	530	0.00	0	0.00	0.00	0	0.00	0	0.00	0.00
24	ABHISHEK HOLDINGS PRIVATE LIMITED	280	0.00	0	0.00	0.00	0	0.00	0	0.00	0.00
	<b>TOTAL :</b>	<b>115127010</b>	<b>63.25</b>	<b>738800</b>	<b>0.64</b>	<b>0.41</b>	<b>0</b>	<b>0.00</b>	<b>0</b>	<b>0.00</b>	<b>0.00</b>

texmaco Rail & Engineering Limited

Secretary


Statement showing holding of securities (including shares, warrants, convertible securities) of persons belonging to the category "Public" and holding more than 1% of the total number of shares								
Sr.No.	Name of the shareholder	Number of shares held	Shares as a percentage of total number of shares {i.e., Grant total (A)+(B)+(C) indicated in Statement at para (I)(a) above}	Details of warrants		Details of convertible securities		Total shares (including underlying shares assuming full conversion of warrants and convertible securities) as a % of diluted share capital)
				Number of warrants held	As a % total number of warrants of the same class	Number of convertible securities held	% w.r.t total number of convertible securities of the same class	
1	ICICI PRUDENTIAL TAX PLAN	5668285	3.11	0	0.00	0	0.00	0.00
2	RELIANCE CAPITAL TRUSTEE COMPANY LIMITED A/C RELIANCE GROWTH FUND	4701859	2.58	0	0.00	0	0.00	0.00
3	L AND T MUTUAL FUND TRUSTEE LTD-L AND T EQUITY FUND	4690326	2.58					
4	ICICI PRUDENTIAL INFRASTRUCTURE FUND	4534732	2.49	0	0.00	0	0.00	0.00
5	ICICI PRUDENTIAL DYNAMIC PLAN	4279556	2.35	0	0.00	0	0.00	0.00
6	LIFE INSURANCE CORPORATION OF INDIA	3029180	1.66	0	0.00	0	0.00	0.00
7	ICICI PRUDENTIAL DISCOVERY FUND	3005000	1.65	0	0.00	0	0.00	0.00
8	NATIONAL WESTMINSTER BANK PLC AS TRUSTEE OF THE JUPITER INDIA FUND	2031103	1.12	0	0.00	0	0.00	0.00
9	RELIANCE CAPITAL TRUSTEE CO LTD - RELIANCE INFRASTRUCTURE FUND	2012000	1.11	0	0.00	0	0.00	0.00
	<b>TOTAL :</b>	<b>33952041</b>	<b>18.65</b>	<b>0</b>	<b>0.00</b>	<b>0</b>	<b>0.00</b>	<b>0.00</b>

Texmaco Rail & Engineering Limited

  
Secretary

(I)(c)(ii) Statement showing holding of securities (including shares, warrants, convertible securities) of persons (together with PAC) belonging to the category "Public" and holding more than 5% of the total number of shares of the company								
Sr.No.	Name(s) of the shareholder(s) and the Persons Acting in Concert (PAC) with them	Number of shares held	Shares as a percentage of total number of shares [i.e., Grant total (A)+(B)+(C) indicated in Statement at para (I)(a) above]	Details of warrants		Details of convertible securities		Total shares (including underlying shares assuming full conversion of warrants and convertible securities) as a % of diluted share capital)
				Number of warrants held	As a % total number of warrants of the same class	Number of convertible securities held	% w.r.t total number of convertible securities of the same class	
	N.A.							
	TOTAL :	0	0.00	0	0.00	0	0.00	0.00


Texmaco Rail & Engineering Limited

  
Secretary

(I)(d) Statement showing details of locked-in shares

Sr. No.	Name of the shareholder	Category Type	Number of locked-in shares	Locked-in shares as a percentage of total number of shares {i.e., Grand Total (A)+(B)+(C) indicated in Statement at para (I)(a) above}
1	TEXMACO INFRASTRUCTURE & HOLDINGS LIMITED	PROMOTER	54600000	30.00
	<b>TOTAL</b>		<b>54600000</b>	<b>30.00</b>

Texmaco Rail & Engineering Limited

  
Secretary

(II)(a) STATEMENT SHOWING DETAILS OF DEPOSITORY RECEIPTS (DRS)				
Sr.No.	Type of outstanding DR (ADRs,GDRs,SDRs,etc.)	Number of outstanding DRs	Number of shares underlying outstanding DRs	Shares underlying outstanding DRs as a percentage of total number of shares {i.e., Grand Total (A)+(B)+(C) indicated in Statement at Para(I)(a) above}
	N.A.			
	<b>TOTAL :</b>	<b>0</b>	<b>0</b>	<b>0</b>

Texmaco Rail & Engineering Limited

  
Secretary



(II)(b)	Statement showing Holding of Depository Receipts (DRs), where underlying shares held by "Promoter/Promoter group" are in excess of 1% of the total number shares.			
Sr.No.	Name of the DR Holder	Type of outstanding DR (ADRs,GDRs,S DRs,etc.)	Number of shares underlying outstanding DRs	Shares underlying outstanding DRs as a percentage of total number of shares {i.e., Grand Total (A)+(B)+(C) indicated in Statement at para(I)(a) above}
	N.A.			
	<b>TOTAL :</b>		<b>0</b>	<b>0</b>

Texmaco Rail & Engineering Limited

  
Secretary