

Format of Holding of Specified Securities

- 1 Name of the Listed entity: DDEV PLASTIKS INDUSTRIES LIMITED
2 Scrip Code /Name of Scri/ Class of Security : NA
3 Share Holding Pattern filed under Reg 31(1)(b) for Quarter ended : **Pre Scheme of Arrangement**
4 **DECLARATION** : The Listed Entity is required to submit the following declaration to the extent of Submission of information :

	Particulars	Yes	No
1	Whether the Listed Entity has issued any partly paid up shares ?		NO
2	Whether the Listed Entity has issued any Convertible Securities ?		NO
3	Whether the Listed Entity has issued any Warrants ?		NO
4	Whether the Listed Entity has any shares against which Depository receipts are issued ?		NO
5	Whether the Listed Entity has any shares in locked-in ?		NO
6	Whether any shares held by Promoters are pledged or otherwise encumbered ?		NO
7	Whether Company has equity shares with differential voting rights		NO

P. K. Surane




Table I - Summary Statement holding of specified securities

Category code (I)	Category and Name of the shareholders (II)	Number of shareholders (III)	No. of fully paid up equity shares held (IV)	Partly paid-up equity shares held (V)	No. of shares underlying Depository Receipts (VI)	Total Nos. shares held (VII) = IV+V+VI)	Shareholding % calculate as per SCRR 1957 As a % of (A+B+C2) (VIII)	No of voting Rights held in each class of securities (IX)				No of shares underlying outstanding convertible Securities (including warrants) (X)	Shareholding as a % assuming full conversion of convertible of diluted share capital) (XI) =(VII)+(X) as a % of A+B+C2	Number of Locked in shares (XII)		Number of shares pledged or otherwise encumbered (XIII)		Number of Shares held in dematerialized form (XIV)
								No of voting Rights			Total as a % of (A+B+ C)			No. (a)	As a % of total shares held (b)	No. (a)	As a % of total shares held (b)	
								Class X	Class Y	Total								
(A)	Promoter and Promoter Group	7	10,000	0	0	10000	100.000	10000	0	10000	100.00	0	100.00	0	0.000	0	0.000	0
(B)	Public	0	0	0	0	0	0.000	0	0	0	0.00	0	0.00	0	0.000	0	0.000	0
(C)	Non Promoter - Non Public	0	0	0	0	0	0.000	0	0	0	0.00	0	0.00	0	0.000	0	0.000	0
(C1)	Shares underlying DRs	0	0	0	0	0	0.000	0	0	0	0.00	0	0.00	0	0.000	0	0.000	0
(C2)	Shares held by Employee Trusts	0	0	0	0	0	0.000	0	0	0	0.00	0	0.00	0	0.000	0	0.000	0
	Total	7	10000	0	0	10000	100.000	10000	0	10000	100.00	0	100.00	0	0.000	0	0.000	0


[Signature]



Table II - Statement showing Shareholding Pattern of the Promoter and Promoter Group

Category code	Category and Name of the shareholders (I)	Number of shareholders (III)	No. of fully paid up equity shares held (IV)	Partly paid-up equity held (V)	No. of shares underlying Depository Receipts (VI)	Total Nos. shares held (VII = IV+V+VI)	Shareholding % calculate as per SCRR 1957 As a % of (A+B+C2) (VIII)	No of voting Rights held in each class of securities (IX)			No of shares underlying outstanding convertible (including warrants) (X)	Shareholding as a % assuming full conversion of convertible securities(as a % of diluted share capital) (XI) = as a % of A+B+C2	Number of Locked in shares (XII)		Number of shares pledged or otherwise encumbered (XIII)		Number of Shares held in dematerialized form (XIV)	
								No of voting Rights		Total as a % of Total voting rights			No. (a)	As a % of total shares held (b)	No. (a)	As a % of total shares held (b)		
								Class X	Class Y		Total							
1	Indian																	
(a)	Individuals/Hindu Undivided Family	6	6	0	0	6	0.06	6	0	6	0.06	0	0.00	0	0.00	0	0.00	0
	SURENDRA KUMAR SURANA*	1	1	0	0	1	0.01	1	0	1	0.01	0	0.00	0	0.00	0	0.00	0
	NARRINDRA SURANNA*	1	1	0	0	1	0.01	1	0	1	0.01	0	0.00	0	0.00	0	0.00	0
	SERLA SURRANA*	1	1	0	0	1	0.01	1	0	1	0.01	0	0.00	0	0.00	0	0.00	0
	DEV KRISHNA SURANA*	1	1	0	0	1	0.01	1	0	1	0.01	0	0.00	0	0.00	0	0.00	0
	TARA DEVI SURANA*	1	1	0	0	1	0.01	1	0	1	0.01	0	0.00	0	0.00	0	0.00	0
	ANITA DEVI SURANA*	1	1	0	0	1	0.01	1	0	1	0.01	0	0.00	0	0.00	0	0.00	0
(b)	Central Government/State Government(s)	0	0	0	0	0	0.00	0	0	0	0.00	0	0.00	0	0.00	0	0.00	0
(c)	Financial Institutions / Banks	0	0	0	0	0	0.00	0	0	0	0.00	0	0.00	0	0.00	0	0.00	0
(d)	Any Other (specify)	1	9994	0	0	9994	99.94	9994	0	9994	99.94	0	0.00	0	0.00	0	0.00	0
	Kkalpana Industries (India) Limited	1	9994	0	0	9994	99.94	9994	0	9994	99.94	0	0.00	0	0.00	0	0.00	0
	Sub Total (A)(1)	7	10000	0	0	10000	100.00	10000	0	10000	100.00	0	0.00	0	0.00	0	0.00	0
2	Foreign																	
(a)	Individuals (Non-Resident Individuals/Foreign Individuals)	0	0	0	0	0	0.00	0	0	0	0.00	0	0.00	0	0.00	0	0.00	0
(b)	Government	0	0	0	0	0	0.00	0	0	0	0.00	0	0.00	0	0.00	0	0.00	0
(c)	Institutions	0	0	0	0	0	0.00	0	0	0	0.00	0	0.00	0	0.00	0	0.00	0
(d)	Foreign Portfolio Investor	0	0	0	0	0	0.00	0	0	0	0.00	0	0.00	0	0.00	0	0.00	0
(e)	Any Other (specify)	0	0	0	0	0	0.00	0	0	0	0.00	0	0.00	0	0.00	0	0.00	0
	Sub Total (A)(2)	0	0	0	0	0	0.00	0	0	0	0.00	0	0.00	0	0.00	0	0.00	0
	Total Shareholding of Promoter and Promoter Group (A)=(A)(1)+(A)(2)	7	10000	0	0	10000	100.00	10000	0	10000	100.00	0	0.00	0	0.00	0	0.00	0

(*) NOMINEES OF KALPANA INDUSTRIES (INDIA) LIMITED



PK Surana

Table III - Statement showing Shareholding Pattern of the Public shareholder

Category code	Category and Name of the shareholders (I)	Number of shareholders (III)	No. of fully paid up equity shares held (IV)	Partly paid-up equity held (V)	No. of shares underlying Depository Receipts (VI)	Total Nos. shares held (VII = IV+V+VI)	Shareholding % calculate as per SCRR 1957 As a % of (A+B+C2) (VIII)	No of voting Rights held in each class of securities (IX)				No of shares underlying outstanding convertible (including warrants) (X)	Shareholding as a % assuming full conversion of convertible securities(as a % of diluted share capital) (XI) = as a % of A+B+C2	Number of Locked in shares (XII)		Number of shares pledged or otherwise encumbered (XIII)		Number of Shares held in dematerialized form (XIV)
								No of voting Rights			Total as a % of Total voting rights			No. (a)	As a % of total shares held (b)	No. (a)	As a % of total shares held (b)	
								Class X	Class Y	Total								
1	Institutions																	
(a)	Mutual Funds/UTI	0	0	0	0	0	0.00	0	0	0	0.00	0	0.00	0	0.000	0	0.000	0
(b)	Venture Capital Funds	0	0	0	0	0	0.00	0	0	0	0.00	0	0.00	0	0.000	0	0.000	0
(c)	Alternate Investment Funds	0	0	0	0	0	0.00	0	0	0	0.00	0	0.00	0	0.000	0	0.000	0
(d)	Foreign Venture Capital Investors	0	0	0	0	0	0.00	0	0	0	0.00	0	0.00	0	0.000	0	0.000	0
(e)	Foreign Portfolio Investors/FII	0	0	0	0	0	0.00	0	0	0	0.00	0	0.00	0	0.000	0	0.000	0
(f)	Financial Institutions / Banks	0	0	0	0	0	0.00	0	0	0	0.00	0	0.00	0	0.000	0	0.000	0
(g)	Insurance Companies	0	0	0	0	0	0.00	0	0	0	0.00	0	0.00	0	0.000	0	0.000	0
(h)	Provident Funds / Pension Funds	0	0	0	0	0	0.00	0	0	0	0.00	0	0.00	0	0.000	0	0.000	0
(i)	Any Other (specify)	0	0	0	0	0	0.00	0	0	0	0.00	0	0.00	0	0.000	0	0.000	0
	Sub Total (B)(1)	0	0	0	0	0	0.00	0	0	0	0.00	0	0.00	0	0.000	0	0.000	0
(2)	Central Government/State Government(s)/ President of India	0	0	0	0	0	0.00	0	0	0	0.00	0	0.00	0	0.000	0	0.000	0
	Sub Total (B)(2)	0	0	0	0	0	0.00	0	0	0	0.00	0	0.00	0	0.000	0	0.000	0
3	Non-institutions	0	0	0	0	0	0.00	0	0	0	0.00	0	0.00	0	0.000	0	0.000	0
(a-i)	Individuals - shareholders holding nominal share capital up to Rs 2 Lakh	0	0	0	0	0	0	0	0	0	0	0	0	0	0	0	0	0
(a-ii)	Individual shareholders holding nominal share capital in excess of Rs. 2 Lakh	0	0	0	0	0	0	0	0	0	0	0	0	0	0	0	0	0
(b)	NBFCs registered with RBI	0	0	0	0	0	0.00	0	0	0	0.00	0	0.00	0	0.000	0	0.000	0
(c)	Employee Trusts	0	0	0	0	0	0.00	0	0	0	0.00	0	0.00	0	0.000	0	0.000	0
(d)	Overseas Depositories (holding DRs)(balancing figure)	0	0	0	0	0	0.00	0	0	0	0.00	0	0.00	0	0.000	0	0.000	0
(e)	Any Other (specify)	0	0	0	0	0	0.00	0	0	0	0.00	0	0.00	0	0.000	0	0.000	0
(i)	Body Corporate	0	0	0	0	0	0	0	0	0	0	0	0	0	0	0	0	0
	ALMOND POLYTRADERS	0	0	0	0	0	0	0	0	0	0	0	0	0	0	0	0	0
	LIABLE TEXTILES	0	0	0	0	0	0	0	0	0	0	0	0	0	0	0	0	0
												0.00						
(ii)	NRI	0	0	0	0	0	0	0	0	0	0	0	0	0	0	0	0	0
(iii)	QFI	0	0	0	0	0	0	0	0	0	0	0	0	0	0	0	0	0
(iv)	Trust	0	0	0	0	0	0	0	0	0	0	0	0	0	0	0	0	0
(v)	Clearing Member	0	0	0	0	0	0	0	0	0	0	0	0	0	0	0	0	0
(vi)	CUSTODIAN OF ENEMY PROPERTY	0	0	0	0	0	0	0	0	0	0	0	0	0	0	0	0	0
(vii)	INVESTOR EDUCATION & PROTECTION FUND	0	0	0	0	0	0	0	0	0	0	0	0	0	0	0	0	0
(IX)	LLP	0	0	0	0	0	0	0	0	0	0	0	0	0	0	0	0	0
(x)	HUF	0	0	0	0	0	0	0	0	0	0	0	0	0	0	0	0	0
	Sub Total (B)(3)	0	0	0	0	0	0	0	0	0	0	0	0	0	0	0	0	0
	Total Public Shareholding (B)=(B)(1)+(B)(2)+(B)(3)	0	0	0	0	0	0	0	0	0	0	0	0	0	0	0	0	0

Prasanna

2B, Pretoria Street, Kol - 71

KALPANA INDUSTRIES (INDIA) LIMITED

Format of Holding of Specified Securities

- 1 Name of the Listed entity: **DDEV PLASTIKS INDUSTRIES LIMITED**
2 Scrip Code /Name of Scri/ Class of Security : **NA**
3 Share Holding Pattern filed under Reg 31(1)(b) for Quarter ended : **Post Scheme of Arrangement**
4 **DECLARATION** : The Listed Entity is required to submit the following declaration to the extent of Submission of information :

	Particulars	Yes	No
1	Whether the Listed Entity has issued any partly paid up shares ?		NO
2	Whether the Listed Entity has issued any Convertible Securities ?		NO
3	Whether the Listed Entity has issued any Warrants ?		NO
4	Whether the Listed Entity has any shares against which Depository receipts are issued ?		NO
5	Whether the Listed Entity has any shares in locked-in ?		NO
6	Whether any shares held by Promoters are pledged or otherwise encumbered ?		NO
7	Whether Company has equity shares with differential voting rights		NO






Table I - Summary Statement holding of specified securities

Category code (I)	Category and Name of the shareholders (II)	Number of shareholders (III)	No. of fully paid up equity shares held (IV)	Partly paid-up equity shares held (V)	No. of shares underlying Depository Receipts (VI)	Total Nos. shares held (VII = IV+V+VI)	Shareholding % calculate as per SCRR 1957 As a % of (A+B+C2) (VIII)	No of voting Rights held in each class of securities (IX)				No of shares underlying outstanding convertible Securities (including warrants) (X)	Shareholding as a % assuming full conversion of convertible of diluted share capital) (XI)=(VII)+(X) as a % of A+B+C2	Number of Locked in shares (XII)		Number of shares pledged or otherwise encumbered (XIII)		Number of Shares held in dematerialized form (XIV)
								No of voting Rights			Total as a % of (A+B+ C)			No. (a)	As a % of total shares held (b)	No. (a)	As a % of total shares held (b)	
								Class X	Class Y	Total								
(A)	Promoter and Promoter Group	5	70405545	0	0	70405545	74.841	70405545	0	70405545	74.84	0	74.84	0	0.000	0	0.000	70405545
(B)	Public	5381	23667385	0	0	23667385	25.159	23667385	0	23667385	25.16	0	25.16	0	0.000	0	0.000	22837380
(C)	Non Promoter - Non Public	0	0	0	0	0	0.000	0	0	0	0.00	0	0.00	0	0.000	0	0.000	0
(C1)	Shares underlying DRs	0	0	0	0	0	0.000	0	0	0	0.00	0	0.00	0	0.000	0	0.000	0
(C2)	Shares held by Employee Trusts	0	0	0	0	0	0.000	0	0	0	0.00	0	0.00	0	0.000	0	0.000	0
	Total	5386	94072930	0	0	94072930	100.000	94072930	0	94072930	100.00	0	100.00	0	0.000	0	0.000	93242925

P. K. Suman

KALPANA INDUSTRIES (INDIA) LIMITED
2B, Pretoria Street,
Kol - 71

Table II - Statement showing Shareholding Pattern of the Promoter and Promoter Group

Category code	Category and Name of the shareholders (I)	Number of shareholders (III)	No. of fully paid up equity shares held (IV)	Partly paid-up equity held (V)	No. of shares underlying Depository Receipts (VI)	Total Nos. shares held (VII = IV+V+VI)	Shareholding % calculate as per SCRR 1957 As a % of (A+B+C2) (VIII)	No of voting Rights held in each class of securities (IX)				No of shares underlying outstanding convertible (including warrants) (X)	Shareholding as a % assuming full conversion of convertible securities(as a % of diluted share capital) (XI) = as a % of A+B+C2	Number of Locked in shares (XII)		Number of shares pledged or otherwise encumbered (XIII)		Number of Shares held in dematerialized form (XIV)
								No of voting Rights			Total as a % of Total voting rights			No. (a)	As a % of total shares held (b)	No. (a)	As a % of total shares held (b)	
								Class X	Class Y	Total								
1	Indian																	
(a)	Individuals/Hindu Undivided Family	4	763860	0	0	763860	0.81	763860	0	763860	0.81	0	0.81	0	0.000	0	0.000	763860
	SURENDRA KUMAR SURANA	1	3505	0	0	3505	0.00	3505		3505	0.00	0	0.00	0	0.000	0	0.000	3505
	NARRINDRA SURANNA	1	1000	0	0	1000	0.00	1000		1000	0.00	0	0.00	0	0.000	0	0.000	1000
	DEV KRISHNA SURANA	1	683850	0	0	683850	0.73	683850		683850	0.73	0	0.73	0	0.000	0	0.000	683850
	TARA DEVI SURANA	1	75505	0	0	75505	0.08	75505		75505	0.08	0	0.08	0	0.000	0	0.000	75505
(b)	Central Government/State Government(s)	0	0	0	0	0	0.00	0	0	0	0.00	0	0.00	0	0.000	0	0.000	0
(c)	Financial Institutions / Banks	0	0	0	0	0	0.00	0	0	0	0.00	0	0.00	0	0.000	0	0.000	0
(d)	Any Other (specify)	1	69641685	0	0	69641685	74.03	69641685	0	69641685	74.03	0	74.03	0	0.000	0	0.000	69641685
	BBIGPLAS POLY PVT LTD	1	69641685	0	0	69641685	74.03	69641685	0	69641685	74.03	0	74.03	0	0.000	0	0.000	69641685
	Sub Total (A)(1)	5	70405545	0	0	70405545	74.84	70405545	0	70405545	74.84	0	74.23	0	0.000	0	0.000	70405545
2	Foreign																	
(a)	Individuals (Non-Resident Individuals/Foreign Individuals)	0	0	0	0	0	0.00	0	0	0	0.00	0	0.00	0	0.000	0	0.000	0
(b)	Government	0	0	0	0	0	0.00	0	0	0	0.00	0	0.00	0	0.000	0	0.000	0
(c)	Institutions	0	0	0	0	0	0.00	0	0	0	0.00	0	0.00	0	0.000	0	0.000	0
(d)	Foreign Portfolio Investor	0	0	0	0	0	0.00	0	0	0	0.00	0	0.00	0	0.000	0	0.000	0
(e)	Any Other (specify)	0	0	0	0	0	0.00	0	0	0	0.00	0	0.00	0	0.000	0	0.000	0
	Sub Total (A)(2)	0	0	0	0	0	0.00	0	0	0	0.00	0	0.00	0	0.000	0	0.000	0
	Total Shareholding of Promoter and Promoter Group (A)=(A)(1)+(A)(2)	5	70405545	0	0	70405545	74.84	70405545	0	70405545	74.84	0	74.84	0	0.000	0	0.000	70405545

PK Surana

28, Pretoria Street, Kol-71

KKALPANA INDUSTRIES (INDIA) LIMITED

Table III - Statement showing Shareholding Pattern of the Public shareholder

Category code	Category and Name of the shareholders (I)	Number of shareholders (III)	No. of fully paid up equity shares held (IV)	Partly paid-up equity held (V)	No. of shares underlying Depository Receipts (VI)	Total Nos. shares held (VII = IV+V+VI)	Shareholding % calculate as per SCRR 1957 As a % of (A+B+C2) (VIII)	No of voting Rights held in each class of securities (IX)			No of shares underlying outstanding convertible (including warrants) (X)	Shareholding as a % assuming full conversion of convertible securities(as a % of diluted share capital) (XI) = as a % of A+B+C2	Number of Locked in shares (XII)		Number of shares pledged or otherwise encumbered (XIII)		Number of Shares held in dematerialized form (XIV)	
								No of voting Rights		Total as a % of Total voting rights			No. (a)	As a % of total shares held (b)	No. (a)	As a % of total shares held (b)		
								Class X	Class Y									
1	Institutions																	
(a)	Mutual Funds/UTI	0	0	0	0	0	0.00	0	0	0	0.00	0	0.00	0	0.000	0	0.000	0
(b)	Venture Capital Funds	0	0	0	0	0	0.00	0	0	0	0.00	0	0.00	0	0.000	0	0.000	0
(c)	Alternate Investment Funds	0	0	0	0	0	0.00	0	0	0	0.00	0	0.00	0	0.000	0	0.000	0
(d)	Foreign Venture Capital Investors	0	0	0	0	0	0.00	0	0	0	0.00	0	0.00	0	0.000	0	0.000	0
(e)	Foreign Portfolio Investors/FII	0	0	0	0	0	0.00	0	0	0	0.00	0	0.00	0	0.000	0	0.000	0
(f)	Financial Institutions / Banks	0	0	0	0	0	0.00	0	0	0	0.00	0	0.00	0	0.000	0	0.000	0
(g)	Insurance Companies	0	0	0	0	0	0.00	0	0	0	0.00	0	0.00	0	0.000	0	0.000	0
(h)	Provident Funds / Pension Funds	0	0	0	0	0	0.00	0	0	0	0.00	0	0.00	0	0.000	0	0.000	0
(i)	Any Other (specify)	0	0	0	0	0	0.00	0	0	0	0.00	0	0.00	0	0.000	0	0.000	0
	Sub Total (B)(1)	0	0	0	0	0	0.00	0	0	0	0.00	0	0.00	0	0.000	0	0.000	0
(2)	Central Government/State Government(s)/ President of India	0	0	0	0	0	0.00	0	0	0	0.00	0	0.00	0	0.000	0	0.000	0
	Sub Total (B)(2)	0	0	0	0	0	0.00	0	0	0	0.00	0	0.00	0	0.000	0	0.000	0
3	Non-institutions	0	0	0	0	0	0.00	0	0	0	0.00	0	0.00	0	0.000	0	0.000	0
(a-i)	Individuals - shareholders holding nominal share capital up to Rs 2 Lakh	5143	5476335	0	0	5476335	5.82	5476335	0	5476335	5.82	0	5.82	0	0.000	0	0.000	4713330
(a-ii)	Individual shareholders holding nominal share capital in excess of Rs. 2 Lakh	7	3072278	0	0	3072278	3.27	3072278	0	3072278	3.27	0	3.27	0	0.000	0	0.000	3072278
(b)	NBFCs registered with RBI	0	0	0	0	0	0.00	0	0	0	0.00	0	0.00	0	0.000	0	0.000	0
(c)	Employee Trusts	0	0	0	0	0	0.00	0	0	0	0.00	0	0.00	0	0.000	0	0.000	0
(d)	Overseas Depositories (holding DRs)(balancing figure)	0	0	0	0	0	0.00	0	0	0	0.00	0	0.00	0	0.000	0	0.000	0
(e)	Any Other (specify)	0	0	0	0	0	0.00	0	0	0	0.00	0	0.00	0	0.000	0	0.000	0
(f)	Body Corporate	47	13216865	0	0	13216865	14.05	13216865	0	13216865	14.05	0	14.05	0	0.000	0	0.000	13215865
	ALMOND POLYTRADERS	1	7750000	0	0	7750000	8.24	7750000	0	7750000	8.24	0	8.24	0	0.000	0	0.000	7750000
	LIABLE TEXTILES	1	4465969	0	0	4465969	4.75	4465969	0	4465969	4.75	0	4.75	0	0.000	0	0.000	4465969
(ii)	NRI	92	212170	0	0	212170	0.23	212170	0	212170	0.23	0	0.23	0	0.000	0	0.000	212170
(iii)	QFI	0	0	0	0	0	0.00	0	0	0	0.00	0	0.00	0	0.000	0	0.000	0
(iv)	Trust	0	0	0	0	0	0.00	0	0	0	0.00	0	0.00	0	0.000	0	0.000	0
(v)	Clearing Member	22	24265	0	0	24265	0.03	24265	0	24265	0.03	0	0.03	0	0.000	0	0.000	24265
(vi)	CUSTODIAN OF ENEMY PROPERTY	0	0	0	0	0	0.00	0	0	0	0.00	0	0.00	0	0.000	0	0.000	0
(vii)	INVESTOR EDUCATION & PROTECTION FUND	1	1450688	0	0	1450688	1.54	1450688	0	1450688	1.54	0	1.54	0	0.000	0	0.000	1450688
(IX)	LLP	1	21517	0	0	21517	0.02	21517	0	21517	0.02	0	0.02	0	0.000	0	0.000	21517
(x)	HUF	68	193267	0	0	193267	0.21	193267	0	193267	0.21	0	0.21	0	0.000	0	0.000	193267
	Sub Total (B)(3)	5381	23667385	0	0	23667385	25.16	23667385	0	23667385	25.16	0	25.16	0	0.000	0	0.000	23667385
	Total Public Shareholding (B)=(B)(1)+(B)(2)+(B)(3)	5381	23667385	0	0	23667385	25.16	23667385	0	23667385	25.16	0	25.16	0	0.000	0	0.000	23667385

Handwritten signature
 2B, Pretoria Street, Kol-71
 KALPANA INVESTMENTS (INDIA) LIMITED

Table IV - Statement showing Shareholding Pattern of the Non Promoter - Non Public shareholder

Category code	Category and Name of the shareholders (I)	PAN (II)	Number of sharehold ers (III)	No. of fully paid up equity shares held (IV)	Partly paid-up equit y share s held (V)	No. of shares underlyin g Depositor y Receipts (VI)	Total Nos. shares held (VII = IV+V+VI)	Sharehol ding % calculate as per SCRR 1957 As a % of (A+B+C2) (VIII)	No of voting Rights held in each class of securities (IX)				No of shares underlying outstandin g convertibl e (including warrants) (X)	Shareholding as a % assuming full conversion of convertible securities(as a % of diluted share capital) (XI) = (VII)+(X) as a % of A+B+C2	Number of		Number of shares		Number of Shares held in demateriali zed form (XIV)
									No of voting Rights						No.		pledged or otherwise encumbered (XIII)		
									Cla ss	Cla ss	Tot al	Tot al as a % of voti ng rig hts			No.	As a % of	No.	As a % of	
(1)	Custodian/ DR Holder	0	0	0	0	0	0	0.000	0	0	0	0	0	0	0	0.000	0	0.000	0
(2)	Employee Benefit Trust (under SEBI (Share Based Employee Benefit) Regulations, 2014)	0	0	0	0	0	0	0.000	0	0	0	0	0	0	0	0.000	0	0.000	0
	Total Non-Promoter-Non Public Shareholding (C) = (C)(1)+(C)(2)	0	0	0	0	0	0	0.000	0	0	0	0	0	0	0	0.000	0	0.000	0

K. Suman

KKAPANA INDUSTRIES (INDIA) LIMITED
2B, Pretoria Street,
Kol - 71

Annexure

Table V - Statement showing details of significant beneficial owners (SBOs)

Sr.No.	Details of the SBO (I)		Details of the registered owner (II)		Details of holding/ exercise of right of the		Date of creation/ acquisition of significant beneficial interest # (IV)
	Name	Nationality	Name	Nationality	Whether by virtue of :		
					Shares	%	
					Voting rights	%	
					Rights on distributable dividend or any other distribution	%	
					Exercise of control		
					Exercise of significant influence		
1	NARRINDRA SURANNA	INDIA	BBIGPLAS POLY PRIVATE LIMITED	INDIA	Shares	21.68	Post Allotment
2	SERLA SURANA	INDIA	BBIGPLAS POLY PRIVATE LIMITED	INDIA	Shares	20.79	Post Allotment
3	DEV KRISHNA SURANA	INDIA	BBIGPLAS POLY PRIVATE LIMITED	INDIA	Shares	32.26	Post Allotment
4	NARRINDRA SURANNA	INDIA	BBIGPLAS POLY PRIVATE LIMITED	INDIA	Exercise of control	Yes	Post Allotment
5	DEV KRISHNA SURANA	INDIA	BBIGPLAS POLY PRIVATE LIMITED	INDIA	Exercise of control	Yes	Post Allotment
6	NARRINDRA SURANNA	INDIA	BBIGPLAS POLY PRIVATE LIMITED	INDIA	Exercise of significant influence	Yes	Post Allotment
7	DEV KRISHNA SURANA	INDIA	BBIGPLAS POLY PRIVATE LIMITED	INDIA	Exercise of significant influence	Yes	Post Allotment

* In case the nature of the holding/ exercise of the right of a SBO falls under multiple categories specified under (a) to (e) under Column III, multiple rows for the
This column shall have the details as specified by the listed entity under Form No. BEN-2 as submitted to the Registrar.

PK Surana

KKALPANA INDUSTRIES (INDIA) LIMITED
2B, Pretoria Street,
Kol - 71